



© 2024 ANSYS, Inc. or affiliated companies
Unauthorized use, distribution, or duplication prohibited.

ansys-aedt-toolkits-common



ANSYS, Inc.
Southpointe
2600 Ansys Drive
Canonsburg, PA 15317
ansysinfo@ansys.com
<http://www.ansys.com>
(T) 724-746-3304
(F) 724-514-9494

Nov 12, 2024

ANSYS, Inc. and
ANSYS Europe,
Ltd. are UL
registered ISO
9001:2015
companies.

CONTENTS

Useful links: [Installation](#) | [Source repository](#) | [Issues](#)

The PyADT Common Toolkit provides common methods and best practices for creating an Ansys Electronics Desktop (AEDT) toolkit.

Getting started Learn how to install the PyADT Common Toolkit, understand its architecture and use this toolkits common method to developer an example AEDT toolkit.

Getting started **Backend API reference** Understand how to use the backend API.

Backend API reference **UI API reference** Understand how to use the UI API.

UI API reference **Examples** Explore examples that show how to use the Common AEDT API.

Examples **Contribute** Learn how to contribute to the PyAEDT Common Toolkit codebase or documentation.

Contribute

GETTING STARTED

This section explains how to install the PyAEDT Common Toolkit. It then explains this toolkits architecture and provides an example of how to use its common methods to develop a new Ansys Electronics Desktop (AEDT) toolkit.

Installation Learn how to install the PyAEDT Common Toolkit.

Installation **Architecture** Learn about this toolkits architecture.

Architecture **Example toolkit** Use this toolkits common methods to create an example toolkit.

Toolkit example

1.1 Installation

The PyAEDT Common Toolkit can be installed like any other open source package and then added as a dependency to a new toolkit project.

From PyPI, you can either install both the backend and user interface (UI) methods or install only the backend methods.

To install both the backend and UI methods, run this command:

```
pip install ansys-aedt-toolkits-common[all]
```

If you only need the common API, install only the backend methods with this command:

```
pip install ansys-aedt-toolkits-common
```

1.2 Architecture

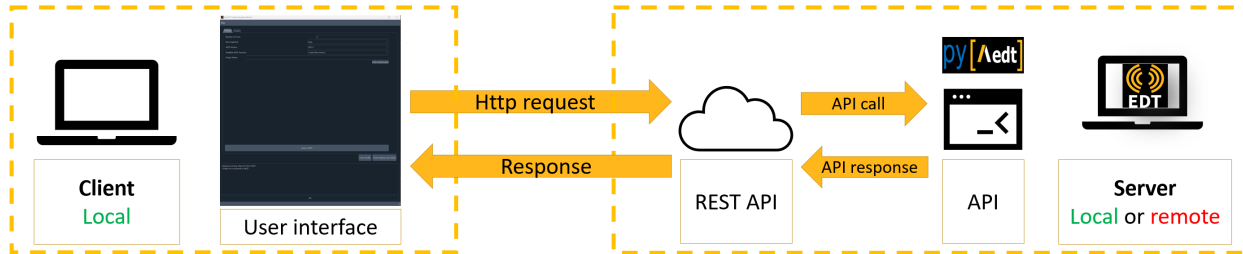
The AEDT Common Toolkit provides a common API for creating new AEDT toolkits. Thereby standardizing their implementations.

The API provides methods for connecting to an existing AEDT session, opening an existing AEDT project, and initializing a new AEDT session, which are basic capabilities required by any toolkit.

The architecture is divided in two main parts:

- **Backend:** Consists of the API and REST API. The API is built on PyAEDT. The REST API uses [Flask](#) to facilitate the creation of a REST API that enables interactions between different services through HTTP requests. By leveraging Flask, the toolkit becomes interface-agnostic, allowing flexibility in choosing different user interfaces such as a Web UI.
- **User Interface:** Provides UI creation capability using [Pyside6](#). Pyside6 includes a designer tool for creating UIs translated directly to Python.

1.2.1 Toolkit architecture diagram



1.2.2 Toolkit backend and UI

The repository for the PyAEDT Common Toolkit is structured as follows:

```

pyaedt-toolkits-common
.github
  workflows
    ci_cd.yml
doc
  source
    examples
    getting_started
    toolkit
src.ansys.aedt.toolkits
  common
    backend
      api.py
      rest_api.py
      common_properties.toml
      models.py
    ui
      common_windows
      main_window
      utils
      common_properties.toml
      models.py
tests
  backend
pyproject.toml
README.rst

```

- `.github`: GitHub Action configuration.
- `doc`: Documentation structure.
- `common`: Toolkit code, split into backend and UI.
 - **backend**:
 - Non-user-facing part of the toolkit for handling requests and preparing data for the UI. Key files include:
 - * `rest_api.py`: Defines Flask endpoints.
 - * `api.py`: Defines the toolkit API.
 - * `common_properties.toml`: Defines common backend properties.
 - * `models.py`: Defines the class for storing backend properties.

- `ui`: UI part of the toolkit. Key files include:
 - * `common_properties.toml`: Defines common UI properties.
 - * `models.py`: Defines the class for storing UI properties.
- `tests`: Folder containing the backend unit tests.

1.2.3 Models and properties

The `models.py` file stores the backend properties that are shared between the backend and UI. Properties are loaded by loading the content of the `properties` in the class `properties`.

To understand how the backend and UI interact, see the `actions_generic.py` file in the repository. For example, when an event is triggered by the frontend, the `get_properties()` method builds the GET HTTP request to send to the backend to retrieve properties from the backend. The event of setting up a property calls the `set_properties()` method, which builds the PUT HTTP request that is sent to the backend.

1.2.4 API

The *Backend API reference* contains three classes, `Common`, `AEDTCommon`, and `EDBCommon`, which provide methods for controlling the toolkit workflow.

1.2.5 REST API

REST APIs are standard web interfaces allowing clients to communicate with services via HTTP requests. JSON is the standard for transferring data. In fact, REST APIs accept JSON for request payload and also send responses to JSON.

In the client-server architecture model, the client sends the request to the server to fetch some information. Server-side technologies decode JSON information and transmit back the response to the client. This interaction is handled by the HTTP protocol.

1.2.6 UI and backend interaction

The UI sends HTTP requests to retrieve data, while the backend returns appropriate results.

The toolkit uses CRUD (Create, Read, Update & Delete) operations that are simply HTTP request methods that specify the action to perform through the request.

1.2.7 UI

For more information on the UI, see *UI API reference*.

1.3 Toolkit example

The `examples/toolkit/pyaedt_toolkit` folder contains all files for creating a toolkit using the PyAEDT Common Toolkit.

1.3.1 Example walkthrough

Follow the steps outlined in the example to gain practical insights into toolkit implementation:

1. **Access the example:** Navigate to the `examples/toolkit/pyaedt_toolkit` folder.
2. **Understand the toolkit structure:**
 - Explore the directory and file structure of the example toolkit.
 - Gain insights into best practices for organizing toolkit components.

1.3.2 Toolkit structure

For optimal organization and maintainability, toolkits should adhere to the following structure:

```
pyaedt-toolkits-example
  backend
    api.py
    models.py
    backend_properties.json
    run_backend.py

  ui
    run_frontend.py
    actions.py
    frontend_properties.json
    windows
    models.json

run_toolkit.py
```

1.3.3 Backend and UI

As described in *Architecture*, toolkits must have a separation between the backend and UI.

- The backend directory houses backend functionalities, including API and REST API definitions, data processing, and communication with the common library.
- The ui folder focuses on frontend interactions, managing the UI and connecting with backend functionalities.

1.3.4 API

The toolkit API controls the workflow, enabling the creation of an automated workflow without a UI.

```
ToolkitBackend(AEDTCommon)
```

The following code shows how to inherit common methods. You can play with the API in the Python console:

```
# Import API
from examples.toolkit.pyaedt_toolkit.backend.api import ToolkitBackend

# Object with generic methods to control the toolkits
toolkit_api = ToolkitBackend()

# Launch AEDT, using common API method
toolkit_api.launch_aedt()
toolkit_api.wait_to_be_idle()

# Create geometry, using specific API method
toolkit_api.create_geometry()
```

1.3.5 Models and properties

To introduce new properties to the toolkit, define them using models. Properties have a fixed type, so they are protected. In models, specify the type. In this example, two new properties, `multiplier` and `geometry`, are defined as float and string, respectively.

In the `backend_properties.json` file, define default values for both common and new properties. These properties are correctly loaded by being imported into the toolkit API, as seen here:

```
from models import properties
```

1.3.6 Run backend

A script, conventionally named `rest_api.py` for its role in managing the REST API of the toolkit, is referred to as `run_backend.py` in this example. Upon execution, the script launches a server that listens for incoming requests.

Similar to the API, this file inherits the common REST API, containing only the specific REST API functionalities required for the toolkit. The following Python code imports the REST API application from the common library:

```
from ansys.aedt.toolkits.common.backend.rest_api import app
```

This code then creates an instance of the toolkit API object:

```
toolkit_api = ToolkitBackend()
```

1.3.7 Run frontend

The `run_frontend.py` script serves as the application launcher for the UI, built using PySide6. The file concludes with the following code, ensuring proper initialization using PySide6:

```
if __name__ == "__main__":  
    app = QApplication(sys.argv)  
    window = ApplicationWindow()  
    window.show()  
    sys.exit(app.exec())
```

The initialization of the `ApplicationWindow` class calls different common pages defined in *UI reference*.

If additional pages are to be added to the toolkit, include them along with any required actions inside the `windows` directory.

1.3.8 Common actions

Common actions define the calls to the REST API, as described in *Actions*.

1.3.9 UI properties

Similar to the backend, the UI has its own properties. The `frontend_properties.json` file enables customization of the UI theme, addition of new tabs, and modification of the URL and port for backend communication.

1.3.10 Run toolkit

The `run_toolkit.py` script facilitates the simultaneous execution of both the backend and UI in two different threads. This eliminates the need for launching the backend and UI separately. In cases where the backend is running remotely, execute the backend on the remote machine before running this script.

BACKEND API REFERENCE

The backend API contains three classes, *AEDTCommon*, *EDBCommon*, and *Common*, which provide methods for controlling the toolkit workflow:

- *AEDTCommon*: Provides methods for controlling AEDT. This class inherits the *Common* class.
- *EDBCommon*: Provides methods for controlling EDB. This class inherits the *Common* class.
- *Common*: Provides methods for controlling the toolkit flow.

In the following descriptions, you can click the class name to view detailed API information.

AEDTCommon([backend_properties])	Provides common functions for controlling AEDT.
EDBCommon([backend_properties])	Provides the generic API for controlling EDB.
Common([backend_properties])	Provides the API for controlling the toolkits.

2.1 `ansys.aedt.toolkits.common.backend.api.AEDTCommon`

```
class ansys.aedt.toolkits.common.backend.api.AEDTCommon(backend_properties: ThreadManager |  
None = None)
```

Provides common functions for controlling AEDT.

This class provides basic functions for controlling AEDT and properties to share between the backend and UI.

Parameters

backend_properties
[`backend.models.Properties`] Updated properties.

Examples

```
>>> from ansys.aedt.toolkits.common.backend.api import AEDTCommon  
>>> toolkit_api = AEDTCommon()  
>>> msg = toolkit_api.launch_aedt()
```

```
__init__(backend_properties: ThreadManager | None = None)
```

Methods

<code>__init__([backend_properties])</code>	
<code>aedt_sessions()</code>	Get information for the active AEDT sessions.
<code>connect_aedt()</code>	Connect to an existing AEDT session.
<code>connect_design([app_name])</code>	Connect to an application design.
<code>export_aedt_model([obj_list, export_path, ...])</code>	Export the model in the OBJ format and then encode the file if the encode parameter is enabled.
<code>get_design_names()</code>	Get the design names for a specific project.
<code>get_project_name(project_path)</code>	Get the project name from the project path.
<code>get_properties()</code>	Get the toolkit properties.
<code>get_thread_status()</code>	Get the toolkit thread status.
<code>installed_aedt_version()</code>	Get the installed AEDT versions.
<code>is_aedt_connected()</code>	Check if AEDT is connected.
<code>launch_aedt()</code>	Launch AEDT.
<code>launch_thread(process)</code>	Launch the thread.
<code>open_project([project_name])</code>	Open an AEDT project.
<code>release_aedt([close_projects, close_on_exit])</code>	Release AEDT.
<code>save_project([project_path, release_aedt])</code>	Save the project.
<code>serialize_obj_base64(file_path)</code>	Encode a bytes-like object.
<code>set_properties(data)</code>	Assign the passed data to the internal data model.
<code>wait_to_be_idle([timeout])</code>	Wait for the thread to be idle and ready to accept a new task.

2.2 ansys.aedt.toolkits.common.backend.api.EDBCommon

class `ansys.aedt.toolkits.common.backend.api.EDBCommon(backend_properties=None)`

Provides the generic API for controlling EDB.

This class provides basic functions to control EDB and properties to share between the backend and UI.

Parameters

backend_properties

[`backend.models.Properties`] Updated properties.

Examples

```
>>> from ansys.aedt.toolkits.common.backend.api import EDBCommon
>>> toolkit_api = EDBCommon()
>>> toolkit_api.load_edb("path/to/file")
```

```
__init__(backend_properties=None)
```

Methods

<code>__init__([backend_properties])</code>	
<code>aedt_sessions()</code>	Get information for the active AEDT sessions.
<code>close_edb()</code>	Close the EDB project.
<code>get_properties()</code>	Get the toolkit properties.
<code>get_thread_status()</code>	Get the toolkit thread status.
<code>installed_aedt_version()</code>	Get the installed AEDT versions.
<code>launch_thread(process)</code>	Launch the thread.
<code>load_edb([edb_path])</code>	Load the EDB project.
<code>save_edb([edb_path])</code>	Save the EDB project.
<code>serialize_obj_base64(file_path)</code>	Encode a bytes-like object.
<code>set_properties(data)</code>	Assign the passed data to the internal data model.
<code>wait_to_be_idle([timeout])</code>	Wait for the thread to be idle and ready to accept a new task.

2.3 ansys.aedt.toolkits.common.backend.api.Common

class `ansys.aedt.toolkits.common.backend.api.Common(backend_properties=None)`

Provides the API for controlling the toolkits.

This class provides basic functions to control AEDT and EDB and the properties to share between the backend and UI.

Parameters

backend_properties

[`backend.models.Properties`] Updated properties.

Examples

```
>>> from ansys.aedt.toolkits.common.backend.api import Common
>>> toolkit_api = Common()
>>> toolkit_properties = toolkit_api.get_properties()
>>> new_properties = {"aedt_version": "2024.2"}
>>> toolkit_api.set_properties(new_properties)
>>> new_properties = toolkit_api.get_properties()
```

`__init__(backend_properties=None)`

Methods

<code>__init__([backend_properties])</code>	
<code>aedt_sessions()</code>	Get information for the active AEDT sessions.
<code>get_properties()</code>	Get the toolkit properties.
<code>get_thread_status()</code>	Get the toolkit thread status.
<code>installed_aedt_version()</code>	Get the installed AEDT versions.
<code>launch_thread(process)</code>	Launch the thread.
<code>serialize_obj_base64(file_path)</code>	Encode a bytes-like object.
<code>set_properties(data)</code>	Assign the passed data to the internal data model.
<code>wait_to_be_idle([timeout])</code>	Wait for the thread to be idle and ready to accept a new task.

This code shows how to use the AEDTCommon class:

```
# Import API
from ansys.aedt.toolkits.common.backend.api import AEDTCommon
from ansys.aedt.toolkits.common.utils import ToolkitThreadStatus

# Object with generic methods to control the toolkits
toolkit = AEDTCommon(properties)

# Get the default properties
properties_from_backend = toolkit.get_properties()

# Set properties, which is useful for setting more than one property
new_properties = {"use_grpc": True, "debug": False}
flag1, msg1 = toolkit.set_properties(new_properties)

# Get new properties
new_properties1 = toolkit.get_properties()

# Get AEDT installed versions
versions = toolkit.installed_aedt_version()

# Launch AEDT in a thread
msg3 = toolkit.launch_thread(toolkit.launch_aedt)

# Wait until thread is finished
toolkit.wait_to_be_idle()

# Get new properties, which should now contain project information
new_properties4 = toolkit.get_properties()

# Connect to the design
flag2 = toolkit.connect_design()

# Create a box
box = toolkit.aedtapp.modeler.create_box([10, 10, 10], [20, 20, 20])
box_name = box.name
```

(continues on next page)

(continued from previous page)

```
# Release AEDT  
flag3 = toolkit.release_aedt()
```


UI API REFERENCE

The PyADT Common Toolkit is designed to streamline the process of creating standard AEDT applications using [Pyside6](#). The UI API provides a set of pre-built components, utilities, and an API that simplifies the development of robust and user-friendly applications.

The UI API contains three main modules: `Utils`, `Windows`, and `Generic actions`:

`Utils` Common user interface classes to define widgets and load templates.

`Utils` `Windows` Default Windows initialization.

`Windows` `Generic actions` Generic methods to call the REST API.

`Actions`

3.1 Utils

This section describes the classes for common widgets, objects, and layout templates, which are all designed for versatile application use. While a description of each class follows, you can click the class name to view detailed API reference information.

```CommonWindowUtils```

<code>CommonWindowUtils()</code>	Class representing a common window with various UI functionalities.
----------------------------------	---------------------------------------------------------------------

#### 3.1.1 `ansys.aedt.toolkits.common.ui.utils.windows.common_window_utils.CommonWindow`

```
class ansys.aedt.toolkits.common.ui.utils.windows.common_window_utils.
CommonWindowUtils
```

Class representing a common window with various UI functionalities.

```
__init__()
```

## Methods

<code>__init__()</code>	
<code>add_combobox(layout[, height, width, label, ...])</code>	Adds a label and combobox to a layout.
<code>add_icon_button(layout, icon[, height, ...])</code>	Add icon button.
<code>add_n_buttons([layout, num_buttons, height, ...])</code>	Add a specified number of buttons to a layout object.
<code>add_textbox(layout[, height, width, label, ...])</code>	Adds a label and textbox to a layout.
<code>add_toggle(layout[, height, width, label, ...])</code>	Add a label and a toggle button to a specified layout.
<code>add_vertical_line(layout[, top_spacer, ...])</code>	Add a vertical line.
<code>clear_layout(layout)</code>	Clear all layout.
<code>create_animation(obj, property_name, ...)</code>	Creates an animation with specified parameters.
<code>get_left_menu(object_name)</code>	Retrieves the QPushButton object in the left menu of the CommonWindow UI.
<code>get_title_bar(object_name)</code>	Get title.
<code>is_left_column_visible()</code>	Check if the left column is visible.
<code>is_progress_visible()</code>	Checks if the progress bar is visible.
<code>is_right_column_visible()</code>	Checks if the right column is visible.
<code>item_index(layout, item)</code>	Item index.
<code>remove_item(layout, index)</code>	Remove item by index.
<code>set_left_column_menu(menu, title, icon_path)</code>	Configures the left column of the CommonWindow UI by setting the current widget as the provided <i>menu</i> .
<code>set_page(page)</code>	Set the current page in the load_pages widget.
<code>set_right_column_menu(title)</code>	Sets the title of the right column menu.
<code>setup_animation(left_start, right_start, ...)</code>	Sets up an animation for the left and right columns of the UI.
<code>start_box_animation(direction)</code>	Starts a box animation in the specified direction.
<code>toggle_left_column()</code>	Toggles the left column of the CommonWindow by starting a box animation.
<code>toggle_progress()</code>	Toggles the progress row.
<code>toggle_right_column()</code>	Toggles the display of the right column in a common window.
<code>update_logger(text)</code>	Clear all layout.
<code>update_progress(progress_value)</code>	Clear all layout.
<code>window_refresh()</code>	Window refresh

## ``LoadImages``

<code>LoadImages([path])</code>	A utility class for managing image and icon paths in a PySide6 desktop application.
---------------------------------	-------------------------------------------------------------------------------------

### 3.1.2 ansys.aedt.toolkits.common.ui.utils.images.load\_images.LoadImages

**class** ansys.aedt.toolkits.common.ui.utils.images.load\_images.**LoadImages**(*path=None*)

A utility class for managing image and icon paths in a PySide6 desktop application.

This class facilitates the retrieval of image and icon paths, allowing the application to access and display graphical assets.

#### Parameters

##### path

[*str*, optional] The base path to the directory containing images. If not provided, the default path is the directory where the script is located.

#### Examples

```
>>> image_loader = LoadImages()
>>> icon_path = image_loader.icon_path("my_icon.png")
>>> image_path = image_loader.image_path("my_image.png")
```

```
__init__(path=None)
```

#### Methods

```
__init__([path])
```

```
icon_path(icon_name)
```

Get the full path for the specified icon.

```
image_path(file_name)
```

Get the full path for the specified image file.

#### ``ThemeHandler``

```
ThemeHandler()
```

A class for managing themes in a PySide6 desktop application.

### 3.1.3 ansys.aedt.toolkits.common.ui.utils.themes.json\_themes.ThemeHandler

**class** ansys.aedt.toolkits.common.ui.utils.themes.json\_themes.**ThemeHandler**

A class for managing themes in a PySide6 desktop application.

This class handles the loading, exporting, and management of themes used in the application.

#### Examples

```
>>> theme_handler = ThemeHandler()
>>> theme_handler.export_theme()
```

```
__init__() → None
```

## Methods

<code>__init__()</code>	
<code>export_theme()</code>	Export the current theme to the theme file.
<code>read_theme()</code>	Read and load theme settings from the theme file.

You use the `CommonWindowUtils` class to create custom widgets in the UI. The PyAEDT Common Toolkit also provides the additional widgets described in *Widgets*.

In addition to wrapped PySide6 widgets, the PyAEDT Common Toolkit provides these UI templates to enhance the overall layout:

- `left_column.ui`
- `right_column.ui`
- `main_pages.ui`

These templates serve as a foundation for creating default layouts. You can explore these templates in the [ui templates](#) directory of the repository.

### 3.1.4 Widgets

#### PyComboBox

```
class ansys.aedt.toolkits.common.ui.utils.widgets.py_combo_box.py_combo_box.PyComboBox(text_list,
 ra-
 dius=5,
 bg_color='#FFFFFF',
 bg_color_hover='#F
 text_color='#000000',
 font_size=12)
```

Combo box widget with customizable elements.

Inherits `QComboBox` and includes customizable elements including text, radius, color, and background colors in different states.

#### Parameters

##### **text\_list**

[list] List of options in combo box.

##### **radius**

[int, optional] Radius of combo box corners. The default is 5.

##### **bg\_color**

[str, optional] Background color of the combo box. The default is "#FFFFFF".

##### **bg\_color\_hover**

[str, optional] Background color when mouse hovers over the combo box. The default is "#FFFFFF".

##### **text\_color**

[str, optional] Text color in the combo box. The default is "#000000".

##### **font\_size**

[int, optional] The font size of the text on the button.

## Examples

```
>>> import sys
>>> from PySide6.QtWidgets import *
>>> from ansys.aedt.toolkits.common.ui.utils.widgets import *
```

```
>>> class MyApp(QMainWindow):
... def __init__(self):
... super().__init__()
... self.combo_box = PyComboBox(text_list=['Option 1', 'Option 2'],
↵radius=5)
... self.combo_box.show()
```

```
>>> if __name__ == "__main__":
... app = QApplication([])
... window = MyApp()
... sys.exit(app.exec())
```

## PyCredits

```
class ansys.aedt.toolkits.common.ui.utils.widgets.py_credits.py_credits.PyCredits(text='I
2024
MyApp
Co.', ver-
sion='0.0.1',
bg='#FFFFFF',
font_family='Segoe
UI',
text_size=9,
text_description_color='#00
ra-
dius=8,
padding=10)
```

Credits information widget with customizable elements.

Inherits QWidget and includes UILabels for credits and version information, with customizable styles.

### Parameters

#### text

[str, optional] Copyright text to be displayed. The default is "I 2024 MyApp Co."

#### version

[str, optional] Version information text to be displayed. The default is "0.0.1".

#### bg

[str, optional] Background color for the widget. The default is "FFFFFF".

#### font\_family

[str, optional] Font family name for the text. The default is "Segoe UI".

#### text\_size

[int, optional] Size of the text. The default is 9.

#### text\_description\_color

[str, optional] Color of the text. The default is "#FFFFFF".

**radius**

[int, optional] Radius of the widgets corners. The default is 9.

**padding**

[int, optional] Padding applied to the text in the labels. The default is 10.

**Examples**

```
>>> import sys
>>> from PySide6.QtWidgets import *
>>> from ansys.aedt.toolkits.common.ui.utils.widgets import *
```

```
>>> class MyApp(QMainWindow):
... def __init__(self):
... super().__init__()
... self.credits = PyCredits()
... self.credits.show()
```

```
>>> if __name__ == "__main__":
... app = QApplication([])
... window = MyApp()
... sys.exit(app.exec())
```

**PyDiv**

```
class ansys.aedt.toolkits.common.ui.utils.widgets.py_div.py_div.PyDiv(color='#000000',
 height=0, width=20)
```

Vertical divider widget with customizable elements.

**Parameters****color**

[str, optional] The color of the divider in hex color code. The default is "#000000".

**height**

[float, optional] Divider height. The default is 0.

**width**

[float, optional] Divider width. The default is 20.

**Examples**

```
>>> import sys
>>> from PySide6.QtWidgets import QApplication, QVBoxLayout, QPushButton
>>> from ansys.aedt.toolkits.common.ui.utils.widgets import *
```

```
>>> class Example(QWidget):
>>> def __init__(self):
>>> super().__init__()
>>> layout = QVBoxLayout(self)
>>> layout.addWidget(QPushButton("Button 1"))
>>> layout.addWidget(PyDiv("#FF0000", 20))
>>> layout.addWidget(QPushButton("Button 2"))
```

```
>>> if __name__ == "__main__":
>>> app = QApplication([])
>>> window = Example()
>>> window.show()
>>> app.exec()
```

## PyIcon

```
class ansys.aedt.toolkits.common.ui.utils.widgets.py_icon.py_icon.PyIcon(icon_path,
 icon_color='#000000')
```

Icon widget with customizable elements.

The icon and color can be customized during initialization.

### Parameters

#### icon\_path

[str] Path to the icon image file.

#### icon\_color

[str, optional] The color of the icon in hex color code. The default is "#000000".

## Examples

```
>>> import sys
>>> from PySide6.QtWidgets import QApplication, QVBoxLayout, QPushButton
>>> from ansys.aedt.toolkits.common.ui.utils.widgets import *
```

```
>>> class Example(QWidget):
>>> def __init__(self):
>>> super().__init__()
>>> layout = QVBoxLayout(self)
>>> layout.addWidget(QPushButton("Button 1"))
>>> layout.addWidget(PyIcon('path_to_icon.svg', "#FF0000"))
>>> layout.addWidget(QPushButton("Button 2"))
```

```
>>> if __name__ == "__main__":
>>> app = QApplication([])
>>> window = Example()
>>> window.show()
>>> app.exec()
```

```
set_icon(icon_path, icon_color=None)
```

Set icon of the PyIcon widget.

The icon and color can be customized during initialization.

### Parameters

#### icon\_path

[str] Path to the icon image file.

#### icon\_color

[str, optional] The color of the icon in hex color code. The default is "#000000".



## PyIconButton

```
class ansys.aedt.toolkits.common.ui.utils.widgets.py_icon_button.py_icon_button.PyIconButton(icon_path=None,
tooltip_text=None,
btn_id=None,
width=30,
height=30,
radius=8,
bg_color='#333333',
bg_color_hover='#444444',
bg_color_pressed='#555555',
icon_color='white',
icon_color_hover='white',
icon_color_pressed='white',
dark_one='#333333',
text_foreground_color='white',
text_color='white',
top_margin=0,
is_active=False)
```

Icon button widget that can be used as a colored icon.

The icon and color can be customized during initialization.

### Parameters

**icon\_path**

[str] Path to the icon image file.

**tooltip\_text**

[str, optional] Text for tooltip.

**btn\_id**

[str, optional] Identifier for the button.

**width**

[int, optional] Width of the button.

**height**

[int, optional] Height of the button.

**radius**

[int, optional] Radius for rounded corners.

**bg\_color**

[str, optional] Background color in hex color code.

**bg\_color\_hover**

[str, optional] Background color when hovered in hex color code.

**bg\_color\_pressed**

[str, optional] Background color when being pressed in hex color code.

**icon\_color**

[str, optional] Icon color in hex color code.

**icon\_color\_hover**

[str, optional] Icon color when hovered in hex color code.

**icon\_color\_pressed**  
 [str, optional] Icon color when being pressed in hex color code.

**icon\_color\_active**  
 [str, optional] Active icon color in hex color code.

**dark\_one**  
 [str, optional] Color for dark theme in hex color code.

**text\_foreground**  
 [str, optional] Text color in hex color code.

**context\_color**  
 [str, optional] Context color in hex color code.

**top\_margin**  
 [int, optional] Top margin for tooltip.

**is\_active**  
 [bool, optional] Whether the button is currently active.

**The rest of the parameters customize the look and emit signals for different user interactions.**

### Examples

```
>>> import sys
>>> from PySide6.QtWidgets import QApplication, QVBoxLayout, QPushButton
>>> from ansys.aedt.toolkits.common.ui.utils.widgets import *
```

```
>>> class Example(QWidget):
>>> def __init__(self):
>>> super().__init__()
>>> layout = QVBoxLayout(self)
>>> layout.addWidget(QPushButton("Button 1"))
>>> layout.addWidget(PyIconButton('icon_signal.svg', "#FF0000", tooltip_
↪text="Example")
>>>)
>>> layout.addWidget(QPushButton("Button 2"))
```

```
>>> if __name__ == "__main__":
>>> app = QApplication([])
>>> window = Example()
>>> window.show()
>>> app.exec()
```

### **change\_style**(*event*)

Change the style of the button based on the given event.

#### Parameters

##### **event**

[QEvent] Event triggering the style change.

### **enterEvent**(*event*)

Handle the enter event.

#### Parameters

**event**

[QEvent] Enter event.

**icon\_paint**(*qp, image, rect*)

Paint the icon on the button.

**Parameters****qp**

[QPainter] QPainter object.

**image**

[str] Path to the icon image file.

**rect**

[QRect] Rectangle for the icon placement.

**is\_active**()

Check if the button is in an active state.

**Returns****bool**

True if the button is active, False otherwise.

**leaveEvent**(*event*)

Handle the leave event.

**Parameters****event**

[QEvent] Leave event.

**mousePressEvent**(*event*)

Handle the mouse press event.

**Parameters****event**

[QEvent] Mouse press event.

**mouseReleaseEvent**(*event*)

Handle the mouse release event.

**Parameters****event**

[QEvent] Mouse release event.

**paintEvent**(*event*)

Paint the button.

**Parameters****event**

[QEvent] Paint event.

**set\_active**(*is\_active*)

Set the active state of the button.

**Parameters****is\_active**

[bool] Whether the button is active or not.

**set\_icon**(*icon\_path*)

Set the icon for the button.

**Parameters**

**icon\_path**

[*str*] Path to the icon image file.

## PyLabel

```
class ansys.aedt.toolkits.common.ui.utils.widgets.py_label.py_label.PyLabel(text='',
 color='#000000',
 font_size=8,
 font_weight='bold')
```

Label widget with customizable elements.

**Parameters**

**text**

[*str*, optional] Text to be displayed on the QLabel, by default an empty string.

**color**

[*str*, optional] Color for the text, in hex format, by default #000000 (black).

**font\_size**

[*int*, optional] Size for the font, by default is 8.

**font\_weight**

[*str*, optional] Weight for the font, by default is bold.

**apply\_stylesheet**(*color*, *font\_size*, *font\_weight*)

Apply the custom styles defined in the class to the QLabel.

**Parameters**

**color**

[*str*] Text color for the QLabel.

**font\_size**

[*int*] Font size for the QLabel.

**font\_weight**

[*str*] Font weight for the QLabel.

## PyLeftColumn

```
class ansys.aedt.toolkits.common.ui.utils.widgets.py_left_column.py_left_column.PyLeftColumn(text_title='Tit
text_title_size
text_title_color
dark_one='#
bg_color='#3
btn_color='#
btn_color_hover
btn_color_pressed
icon_path='n
icon_color='
icon_color_hover
icon_color_pressed
con-
text_color='#
icon_close_p
ra-
dious=8)
```

Custom widget representing a left column with a title, an icon, and a close button.

### Parameters

- text\_title**  
[str] The title text for the left column.
- text\_title\_size**  
[int] The font size of the title text.
- text\_title\_color**  
[str] The color of the title text.
- dark\_one**  
[str] Color representing a dark shade.
- bg\_color**  
[str] Background color of the left column.
- btn\_color**  
[str] Color of the close button.
- btn\_color\_hover**  
[str] Color of the close button when hovered.
- btn\_color\_pressed**  
[str] Color of the close button when pressed.
- icon\_path**  
[str] Path to the icon image file.
- icon\_color**  
[str] Color of the icon.
- icon\_color\_hover**  
[str] Color of the icon when hovered.
- icon\_color\_pressed**  
[str] Color of the icon when pressed.
- context\_color**  
[str] Color representing a context or active state.

**icon\_close\_path**

[str] Path to the close icon image file.

**radius**

[int] Border radius of the left column.

**btn\_clicked()**

Emit signal when the close button is clicked.

**btn\_released()**

Emit signal when the close button is released.

**setup\_ui()**

Set up the user interface for the left column.

**PyLeftButton**

```
class ansys.aedt.toolkits.common.ui.utils.widgets.py_left_column.py_left_button.PyLeftButton(btn_id=None,
width=30,
height=30,
radius=8,
bg_color='#333333',
bg_color_hover='#444444',
bg_color_pressed='#555555',
icon_color='white',
icon_color_hover='white',
icon_color_pressed='white',
icon_path='n',
dark_one='#333333',
contrast=1,
text_color='white',
text_foreground=True,
is_active=False)
```

Left button widget designed to function as a left-aligned button with various style and interaction options.

**Parameters****btn\_id**

[str, optional] Button identifier.

**width**

[int, optional] Button width.

**height**

[int, optional] Button height.

**radius**

[int, optional] Button corner radius.

**bg\_color**

[str, optional] Button background color.

**bg\_color\_hover**

[str, optional] Button background color when hovered.

**bg\_color\_pressed**

[str, optional] Button background color when pressed.

**icon\_color**  
[str, optional] Icon color.

**icon\_color\_hover**  
[str, optional] Icon color when hovered.

**icon\_color\_pressed**  
[str, optional] Icon color when pressed.

**icon\_color\_active**  
[str, optional] Active icon color.

**icon\_path**  
[str, optional] Path to icon file.

**dark\_one**  
[str, optional] Dark color for theming.

**context\_color**  
[str, optional] Context color for theming.

**text\_foreground**  
[str, optional] Text foreground color.

**is\_active**  
[bool, optional] Whether the button is active.

**change\_style**(*event*)

Change the button style based on the event type.

**Parameters**

**event**  
[QEvent] Event triggering the style change.

**enterEvent**(*event*)

Handle the enter event.

**Parameters**

**event**  
[QEvent] Enter event.

**icon\_paint**(*qp, image, rect*)

Paint the icon on the button.

**Parameters**

**qp**  
[QPainter] QPainter object.

**image**  
[str] Path to the icon image.

**rect**  
[QRect] Rectangle to paint the icon within.

**is\_active**()

Check if the button is active.

**Returns**

**bool**  
True if the button is active, False otherwise.

**leaveEvent**(*event*)

Handle the leave event.

**Parameters****event**

[QEvent] Leave event.

**mousePressEvent**(*event*)

Handle the mouse press event.

**Parameters****event**

[QEvent] Mouse press event.

**mouseReleaseEvent**(*event*)

Handle the mouse release event.

**Parameters****event**

[QEvent] Mouse release event.

**paintEvent**(*event*)

Paint the button.

**Parameters****event**

[QEvent] Paint event.

**set\_active**(*is\_active*)

Set the active state of the button.

**Parameters****is\_active**

[bool] Whether the button is active.

**set\_icon**(*icon\_path*)

Set the icon for the button.

**Parameters****icon\_path**

[str] Path to the icon image file.

**PyLeftMenu**



```
class ansys.aedt.toolkits.common.ui.utils.widgets.py_left_menu.py_left_menu.PyLeftMenu(parent=None,
 app_parent=None,
 dark_one='#1b1e23',
 dark_three='#21252a',
 dark_four='#272c36',
 bg_one='#2c313c',
 icon_color='#c3ccdf',
 icon_color_hover='#',
 icon_color_pressed=
 icon_color_active='#',
 con-
 text_color='#568af2',
 text_foreground='#8a',
 text_active='#dce1ec',
 ra-
 dius=8,
 min-
 i-
 mum_width=50,
 max-
 i-
 mum_width=240,
 icon_path='icon_men
 icon_path_close='ico
 tog-
 gle_text='Hide
 Menu',
 tog-
 gle_tooltip='Show
 menu')
```

Custom widget representing a left menu with toggle button, top and bottom layouts, and animated toggle behavior.

#### Parameters

**parent: QWidget, optional**

The parent widget.

**app\_parent: QWidget, optional**

The parent widget of the application.

**dark\_one: str, optional**

Color representing a dark shade.

**dark\_three: str, optional**

Color representing a darker shade.

**dark\_four: str, optional**

Color representing an even darker shade.

**bg\_one: str, optional**

Background color of the left menu.

**icon\_color: str, optional**

Color of the icons in the left menu.

**icon\_color\_hover: str, optional**

Color of the icons when hovered.

**icon\_color\_pressed: str, optional**

Color of the icons when pressed.

**icon\_color\_active: str, optional**

Color of the icons in an active state.

**context\_color: str, optional**

Color representing a context or active state.

**text\_foreground: str, optional**

Color of the text in the left menu.

**text\_active: str, optional**

Color of the text in an active state.

**radius: int, optional**

Border radius of the left menu.

**minimum\_width: int, optional**

Minimum width of the left menu. The default is 50.

**maximum\_width: int, optional**

Maximum width of the left menu. The default is 240.

**icon\_path: str, optional**

Path to the icon image file for the toggle button.

**icon\_path\_close: str, optional**

Path to the icon image file for the toggle button when the menu is closed.

**toggle\_text: str, optional**

Text for the toggle button.

**toggle\_tooltip: str, optional**

Tooltip text for the toggle button.

**add\_menus**(*parameters*)

Add menus to the left menu.

**Parameters****parameters: list**

List of dictionaries containing parameters for each menu item.

**btn\_clicked()**

Emit signal when a menu button is clicked.

**btn\_released()**

Emit signal when a menu button is released.

**deselect\_all()**

Deactivate all menu buttons.

**deselect\_all\_tab()**

Deactivate all menu tabs.

**select\_only\_one**(*widget: str*)

Set the active state for a specific menu button and deactivate others.

**Parameters****widget**

[*str*] ID of the menu button to set as active.

**select\_only\_one\_tab**(*widget: str*)

Set the active tab state for a specific menu button and deactivate others.

**Parameters**

**widget**

[*str*] ID of the menu button to set as active tab.

**setup\_ui**()

Set up the user interface for the left menu.

**toggle\_animation**()

Toggle animation for hiding/showing the left menu.

## PyLineEdit

```
class ansys.aedt.toolkits.common.ui.utils.widgets.py_line_edit.py_line_edit.PyLineEdit(text="",
 place_holder_text="",
 ra-
 dus=8,
 bor-
 der_size=2,
 color='#FFF',
 se-
 lec-
 tion_color='#FFF',
 bg_color='#333',
 bg_color_active='#2
 con-
 text_color='#00ABE8',
 font_size=12)
```

Custom QLineEdit widget with enhanced styling.

**Parameters**

**text**

[*str*, optional] The initial text for the line edit. Default is an empty string.

**place\_holder\_text**

[*str*, optional] The placeholder text to be displayed when the line edit is empty. Default is an empty string.

**radius**

[*int*, optional] The border radius of the line edit. Default is 8.

**border\_size**

[*int*, optional] The border size of the line edit. Default is 2.

**color**

[*str*, optional] The text color of the line edit. Default is #FFF (white).

**selection\_color**

[*str*, optional] The text selection color of the line edit. Default is #FFF (white).

**bg\_color**

[*str*, optional] The background color of the line edit. Default is #333 (dark gray).

**bg\_color\_active**

[*str*, optional] The background color of the line edit when active. Default is #222 (darker gray).

**context\_color**

[[str](#), optional] The color representing a context or active state. Default is #00ABE8 (blue).

**font\_size**

[[int](#), optional] The font size of the text on the button.

**set\_stylesheet**(*radius, border\_size, color, selection\_color, bg\_color, bg\_color\_active, context\_color, font\_size*)

Set the stylesheet for the PyLineEdit.

**Parameters****radius**

[[int](#)] Border radius of the line edit.

**border\_size**

[[int](#)] Border size of the line edit.

**color**

[[str](#)] Text color of the line edit.

**selection\_color**

[[str](#)] Text selection color of the line edit.

**bg\_color**

[[str](#)] Background color of the line edit.

**bg\_color\_active**

[[str](#)] Background color when the line edit is active.

**context\_color**

[[str](#)] Color representing a context or active state.

**font\_size**

[[int](#)] The font size of the text on the button.

## PyLogger

```
class ansys.aedt.toolkits.common.ui.utils.widgets.py_logger.py_logger.PyLogger(text_color='#f5f6f9',
 back-
 ground_color='#000000',
 font_size=10,
 font_family='Segoe
 UI',
 height=50)
```

Logger widget.

Inherits QTextEdit and provides a simple interface for logging strings.

**Parameters****text\_color**

[[str](#), optional] Text color. The default is "#f5f6f9".

**background\_color: str, optional**

Color of background. The default is "#000000".

**font\_size: float or int, optional**

Font size. The default is 10.

**font\_family: str, optional**

Font size. The default is "Segoe UI".

**height: float or int**

Logger height. The default is 10.

**log(message)**

Logs a message to the widget.

**Parameters:**

message: The string message to log.

**PyProgress**

```
class ansys.aedt.toolkits.common.ui.utils.widgets.py_progress.py_progress.PyProgress(progress=0,
 progress_color='#ff79c6',
 back-
 ground_color='#151617',
 text_color='FFFFFF',
 font_size=10,
 font_family='Segoe
 UI',
 width=10)
```

A progress bar widget.

Inherits QWidget and includes customizable elements including progress, background color, progress color, and width.

**Parameters****progress**

[float or int, optional] Current progress value. The default is 0.

**progress\_color: str, optional**

Color of progress bar. The default is "#ff79c6".

**background\_color: str, optional**

Color of background. The default is "#151617".

**width: float or int**

Width of the progress bar. The default is 10.

**Examples**

```
>>> import sys
>>> from PySide6.QtWidgets import *
>>> from ansys.aedt.toolkits.common.ui.utils.widgets.py_progress.py_progress import PyProgress
>>> from random import randint
>>> from PySide6.QtCore import QTimer
```

```
>>> class MyApp(QMainWindow):
... def __init__(self):
... super().__init__()
... self.progress_bar = PyProgress(progress=0,
... progress_color="#21252d",
... background_color="#313131",
... width=10)
... timer = QTimer()
... timer.timeout.connect(lambda: self.progress_bar.__setattr__("progress",
```

(continues on next page)

(continued from previous page)

```

↪randint(0, 100)))
... timer.start(1000)
... self.progress_bar.show()
... sys.exit(app.exec())

```

```

>>> if __name__ == "__main__":
... app = QApplication([])
... window = MyApp()
... sys.exit(app.exec())

```

**paintEvent(*e*)**

Paint the progress bar.

**Parameters**

**e**  
[QPaintEvent] Paint event.

**property progress**

Get the current progress value.

**Returns**

**float or int**  
The current progress value.

**PyPushButton**

```

class ansys.aedt.toolkits.common.ui.utils.widgets.py_push_button.py_push_button.PyPushButton(text,
 ra-
 dius,
 color,
 bg_color,
 bg_color_hov,
 bg_color_pre,
 font_size,
 par-
 ent=None)

```

Initialize the PyPushButton.

**Parameters**

**text**  
[str] The title text for the right column.

**radius**  
[int] The border radius of the button.

**color**  
[str] The text color of the button.

**bg\_color**  
[str] The background color of the button.

**bg\_color\_hover**  
[int] The background color of the button when hovered.

**bg\_color\_pressed**

[str] The background color of the button when pressed.

**font\_size**

[int] The font size of the text on the button.

**parent**

[str, optional] The parent widget. The default is None.

**PyComboBox**

```
class ansys.aedt.toolkits.common.ui.utils.widgets.py_right_column.py_right_column.PyRightColumn(text_title,
text_title,
text_title,
dark_one,
bg_color,
btn_color,
btn_color,
btn_color,
icon_path,
icon_color,
icon_color,
icon_color,
con-
text_color,
ra-
dius=8)
```

Custom widget representing a right column with a title, an icon, and a content area.

**Parameters****text\_title**

[str] The title text for the right column.

**text\_title\_size**

[int] The font size of the title text.

**text\_title\_color**

[str] The color of the title text.

**dark\_one**

[str] Color representing a dark shade.

**bg\_color**

[str] Background color of the right column.

**btn\_color**

[str] Color of the buttons in the right column.

**btn\_color\_hover**

[str] Color of the buttons when hovered.

**btn\_color\_pressed**

[str] Color of the buttons when pressed.

**icon\_path**

[str] Path to the icon image file.

**icon\_color**

[str] Color of the icon.

**icon\_color\_hover**

[str] Color of the icon when hovered.

**icon\_color\_pressed**

[str] Color of the icon when pressed.

**context\_color**

[str] Color representing a context or active state.

**radius**

[int] Border radius of the right column.

**setup\_ui()**

Set up the user interface for the title bar.

**PySlider**

```
class ansys.aedt.toolkits.common.ui.utils.widgets.py_slider.py_slider.PySlider(margin=0,
 bg_size=20,
 bg_radius=10,
 bg_color='#1b1e23',
 bg_color_hover='#1e2229',
 handle_margin=2,
 handle_size=16,
 handle_radius=8,
 handle_color='#568af2',
 handle_color_hover='#6c99f4',
 handle_color_pressed='#3f6fd1')
```

Custom slider widget with customizable styles.

**Parameters****margin**

[int, optional] The margin of the slider, by default 0.

**bg\_size**

[int, optional] The background size, by default 20.

**bg\_radius**

[int, optional] The background border radius, by default 10.

**bg\_color**

[str, optional] The background color, by default #1b1e23.

**bg\_color\_hover**

[str, optional] The background color on hover, by default #1e2229.

**handle\_margin**

[int, optional] The margin of the slider handle, by default 2.

**handle\_size**

[int, optional] The size of the slider handle, by default 16.



**handle\_radius**

[`int`, optional] The border radius of the slider handle, by default 8.

**handle\_color**

[`str`, optional] The color of the slider handle, by default #568af2.

**handle\_color\_hover**

[`str`, optional] The color of the slider handle on hover, by default #6c99f4.

**handle\_color\_pressed**

[`str`, optional] The color of the slider handle when pressed, by default #3f6fd1.

**PyTitleBar**

```
class ansys.aedt.toolkits.common.ui.utils.widgets.py_title_bar.py_title_bar.PyTitleBar(parent,
 app_parent,
 logo_image='ansys-
 primary-
 logo-
 white.svg',
 logo_width=10,
 dark_one='#1b1e23',
 bg_color='#343b48',
 div_color='#3c4454',
 btn_bg_color='#343b
 48',
 btn_bg_color_hover='#6c99f4',
 btn_bg_color_pressed='#3f6fd1',
 icon_color='#c3ccdf',
 icon_color_hover='#1b1e23',
 icon_color_pressed='#3f6fd1',
 icon_color_active='#3f6fd1',
 con-
 text_color='#6c99f4',
 text_foreground='#8c9eac',
 ra-
 dius=8,
 font_family='Segoe
 UI',
 ti-
 tle_size=10)
```

Custom title bar for the application window.

**Parameters****parent**

[`QWidget`] The parent widget.

**app\_parent**

[`QWidget`] The main application window.

**logo\_image**

[`str`, optional] The path to the logo image file, by default ansys-primary-logo-white.svg.

**logo\_width**

[`int`, optional] The width of the logo, by default 10.

**dark\_one**

[`str`, optional] The color for the dark theme, by default #1b1e23.

**bg\_color**  
 [str, optional] The background color, by default #343b48.

**div\_color**  
 [str, optional] The color for dividers, by default #3c4454.

**btn\_bg\_color**  
 [str, optional] The background color for buttons, by default #343b48.

**btn\_bg\_color\_hover**  
 [str, optional] The background color for buttons on hover, by default #3c4454.

**btn\_bg\_color\_pressed**  
 [str, optional] The background color for buttons on pressed state, by default #2c313c.

**icon\_color**  
 [str, optional] The default icon color, by default #c3ccdf.

**icon\_color\_hover**  
 [str, optional] The icon color on hover, by default #dce1ec.

**icon\_color\_pressed**  
 [str, optional] The icon color on pressed state, by default #edf0f5.

**icon\_color\_active**  
 [str, optional] The icon color for the active state, by default #f5f6f9.

**context\_color**  
 [str, optional] The context color, by default #6c99f4.

**text\_foreground**  
 [str, optional] The text color, by default #8a95aa.

**radius**  
 [int, optional] The border radius, by default 8.

**font\_family**  
 [str, optional] The font family, by default Segoe UI.

**title\_size**  
 [int, optional] The font size for the title, by default 10.

**add\_menus(parameters)**

Add custom menus to the title bar.

**Parameters****parameters**

[list of dict] List of dictionaries, each containing information about a menu button. Each dictionary should have the following keys: - btn\_icon: str, the icon file for the button. - btn\_id: str, the ID of the button. - btn\_tooltip: str, the tooltip text for the button. - is\_active: bool, whether the button is initially active or not.

**btn\_clicked()**

Handle the button click event.

**btn\_released()**

Handle the button release event.

**maximize\_restore()**

Maximize or restore the application window.

**set\_title(*title*)**

Set the title of the application.

**Parameters****title**

[*str*] The title to be set.

**setup\_ui()**

Set up the user interface for the title bar.

**PyTitleButton**

```
class ansys.aedt.toolkits.common.ui.utils.widgets.py_title_bar.py_title_button.PyTitleButton(parent,
 app_parent=None,
 tooltip_text='',
 btn_id=None,
 width=30,
 height=30,
 radius=8,
 bg_color='#333333',
 bg_color_hover='#444444',
 bg_color_pressed='#555555',
 icon_color='#ffffff',
 icon_color_hover='#cccccc',
 icon_color_pressed='#999999',
 icon_color_active='#ffffff',
 icon_path='n',
 dark_one='#ffffff',
 contrast=1.0,
 text_color='#ffffff',
 text_foreground='normal',
 is_active=False)
```

Customizable title button.

Inherits QPushButton and provides a customizable title button.

**Parameters****parent**

[QWidget] Parent widget.

**app\_parent**

[QWidget, optional] Application parent widget. The default is None.

**tooltip\_text**

[*str*, optional] Tooltip text for the button. The default is an empty string.

**btn\_id**

[*str*, optional] Button ID. The default is None.

**width**

[*int*, optional] Width of the button. The default is 30.

**height**

[*int*, optional] Height of the button. The default is 30.

**radius**

[*int*, optional] Border radius of the button. The default is 8.

**bg\_color**  
 [str, optional] Background color of the button. The default is "#343b48".

**bg\_color\_hover**  
 [str, optional] Background color when the mouse hovers over the button. The default is "#3c4454".

**bg\_color\_pressed**  
 [str, optional] Background color when the button is pressed. The default is "#2c313c".

**icon\_color**  
 [str, optional] Icon color of the button. The default is "#c3ccdf".

**icon\_color\_hover**  
 [str, optional] Icon color when the mouse hovers over the button. The default is "#dce1ec".

**icon\_color\_pressed**  
 [str, optional] Icon color when the button is pressed. The default is "#edf0f5".

**icon\_color\_active**  
 [str, optional] Icon color when the button is active. The default is "#f5f6f9".

**icon\_path**  
 [str, optional] Path to the icon image. The default is "no\_icon.svg".

**dark\_one**  
 [str, optional] Dark color for styling. The default is "#1b1e23".

**context\_color**  
 [str, optional] Context color for styling. The default is "#568af2".

**text\_foreground**  
 [str, optional] Text foreground color. The default is "#8a95aa".

**is\_active**  
 [bool, optional] Initial state of the button (active or not). The default is False.

## Examples

```
>>> import sys
>>> from PySide6.QtWidgets import QApplication, QWidget
>>> from ansys.aedt.toolkits.common.ui.utils.widgets import PyTitleButton
```

```
>>> class MyApp(QWidget):
... def __init__(self):
... super().__init__()
... self.title_button = PyTitleButton(self, tooltip_text="Click me!")
... self.title_button.clicked.connect(self.on_button_clicked)
... self.title_button.released.connect(self.on_button_released)
...
... def on_button_clicked(self):
... print("Button Clicked!")
...
... def on_button_released(self):
... print("Button Released!")
...
>>> if __name__ == "__main__":
```

(continues on next page)

```
... app = QApplication([])
... window = MyApp()
... sys.exit(app.exec())
```

**change\_style**(*event*)

Change the style of the button based on the given event.

**Parameters****event**

[QEvent] The event triggering the style change.

**enterEvent**(*event*)

Event triggered when the mouse enters the button.

**Parameters****event**

[QEvent] Mouse enter event.

**icon\_paint**(*qp, image, rect*)

Draw the icon with specified colors.

**Parameters****qp**

[QPainter] The QPainter object.

**image**

[str] Path to the icon image.

**rect**

[QRect] Rectangle representing the buttons area.

**is\_active**()

Check if the button is in an active state.

**Returns****bool**

True if the button is active, False otherwise.

**leaveEvent**(*event*)

Event triggered when the mouse leaves the button.

**Parameters****event**

[QEvent] Mouse leave event.

**mousePressEvent**(*event*)

Event triggered when the left mouse button is pressed.

**Parameters****event**

[QEvent] Mouse press event.

**mouseReleaseEvent**(*event*)

Event triggered when the left mouse button is released.

**Parameters**

**event**

[QEvent] Mouse release event.

**move\_tooltip()**

Move the tooltip to the appropriate position relative to the button.

**paintEvent(event)**

Paint the button and its icon.

**Parameters****event**

[QEvent] Paint event.

**set\_active(is\_active)**

Set the active state of the button.

**Parameters****is\_active**

[bool] True to set the button as active, False otherwise.

**set\_icon(icon\_path)**

Set the icon of the button.

**Parameters****icon\_path**

[str] Path to the icon image.

**PyToggle**

```
class ansys.aedt.toolkits.common.ui.utils.widgets.py_toggle.py_toggle.PyToggle(width=50,
 bg_color='#777',
 circle_color='#DDD',
 active_color='#00BCFF',
 animation_curve=Type.OutBounce)
```

Customizable toggle switch.

Inherits QCheckBox and provides a customizable toggle switch with options for width, background color, circle color, active color, and animation curve.

**Parameters****width**

[int, optional] Width of the toggle switch. The default is 50.

**bg\_color**

[str, optional] Background color of the toggle switch. The default is "#777".

**circle\_color**

[str, optional] Color of the circle in the toggle switch. The default is "#DDD".

**active\_color**

[str, optional] Color of the toggle switch when active. The default is "#00BCFF".

**animation\_curve**

[QEasingCurve, optional] Animation curve for the toggle switch. The default is QEasingCurve.OutBounce.

## Examples

```
>>> import sys
>>> from PySide6.QtWidgets import QApplication
>>> from ansys.aedt.toolkits.common.ui.utils.widgets import PyToggle
```

```
>>> class MyApp(QWidget):
... def __init__(self):
... super().__init__()
... self.toggle = PyToggle()
... self.toggle.stateChanged.connect(self.toggle_state_changed)
... self.toggle.show()
```

```
def toggle_state_changed(self, state): print(Toggle State:, state)
```

```
>>> if __name__ == "__main__":
... app = QApplication([])
... window = MyApp()
... sys.exit(app.exec())
```

**hitButton**(*pos*: *QPoint*)

Determine if a button press occurred within the toggle switch.

### Parameters

#### **pos**

[*QPoint*] The position of the button press.

### Returns

#### **bool**

True if the button press occurred within the toggle switch, False otherwise.

**paintEvent**(*e*)

Paint the toggle switch.

### Parameters

#### **e**

[*QPaintEvent*] Paint event.

**position** = <PySide6.QtCore.Property object>

## PyWindow

```
class ansys.aedt.toolkits.common.ui.utils.widgets.py_window.py_window.PyWindow(parent,
 margin=0,
 spacing=2,
 bg_color='#2c313c',
 text_color='#fff',
 text_font="9pt
 'Segoe UI'",
 border_radius=10,
 border_size=2,
 border_color='#343b48')
```

Custom window frame widget with customizable styling and drop shadow effect.

Inherits QFrame and provides a customizable window frame.

#### Parameters

##### **parent**

[QWidget] The parent widget for this PyWindow.

##### **margin**

[int, optional] The margin size around the window frame. Default is 0.

##### **spacing**

[int, optional] The spacing between layout items. Default is 2.

##### **bg\_color**

[str, optional] The background color of the window frame. Default is #2c313c.

##### **text\_color**

[str, optional] The text color of the window frame. Default is #fff.

##### **text\_font**

[str, optional] The font of the text in the window frame. Default is 9pt Segoe UI.

##### **border\_radius**

[int, optional] The border radius of the window frame corners. Default is 10.

##### **border\_size**

[int, optional] The size of the border around the window frame. Default is 2.

##### **border\_color**

[str, optional] The color of the border around the window frame. Default is #343b48.

**set\_stylesheet**(*bg\_color=None, border\_radius=None, border\_size=None, border\_color=None, text\_color=None, text\_font=None*)

Sets the style sheet of the PyWindow with customizable attributes.

#### Parameters

##### **bg\_color**

[str, optional] The background color of the window frame.

##### **border\_radius**

[int, optional] The border radius of the window frame corners.

##### **border\_size**

[int, optional] The size of the border around the window frame.

##### **border\_color**

[str, optional] The color of the border around the window frame.

##### **text\_color**

[str, optional] The text color of the window frame.

##### **text\_font**

[str, optional] The font of the text in the window frame.



## Examples

```
>>> import sys
>>> from PySide6.QtWidgets import QApplication, QMainWindow
>>> from ansys.aedt.toolkits.common.ui.utils.widgets import PyWindow
```

```
>>> class MyApp(QMainWindow):
... def __init__(self):
... super().__init__()
... self.window = PyWindow(self)
... self.setCentralWidget(self.window)
... self.show()
```

```
>>> if __name__ == "__main__":
... app = QApplication([])
... window = MyApp()
... sys.exit(app.exec())
```

## 3.2 Windows

The Windows layout template is in the `main_window` directory in the repository.

The `Common_windows` directory contains the files for setting up the **main window**, **home menu**, and **settings column**.

The following script shows how to use the previous files to initialize the application.

```
Import API
import os
import sys
from PySide6.QtWidgets import QApplication

from ansys.aedt.toolkits.common.ui.common_windows.home_menu import HomeMenu
from ansys.aedt.toolkits.common.ui.common_windows.main_window import MainWindow
from ansys.aedt.toolkits.common.ui.common_windows.settings_column import SettingsMenu
from ansys.aedt.toolkits.common.ui.main_window.main_window_layout import (
 MainWindowLayout,
)
from ansys.aedt.toolkits.common.ui.actions_generic import FrontendGeneric

Object with generic methods to control the toolkits
class ApplicationWindow(FrontendGeneric):
 def __init__(self):

 FrontendGeneric.__init__(self)

 # Create UI object
 self.ui = MainWindowLayout(self)
 self.ui.setup()

 # Set up main window
 self.main_window = MainWindow(self)
 self.main_window.setup()
```

(continues on next page)

(continued from previous page)

```

Set up settings menu
self.settings_menu = SettingsMenu(self)
self.settings_menu.setup()

self.home_menu = HomeMenu(self)
self.home_menu.setup()

if __name__ == "__main__":
 app = QApplication(sys.argv)
 window = ApplicationWindow()
 window.show()
 sys.exit(app.exec())

```

### 3.3 Actions

The `FrontendGeneric` class provides a generic UI for controlling the toolkit. A backend must be running previously.

**class** `ansys.aedt.toolkits.common.ui.actions_generic.FrontendGeneric`

This class provides a generic frontend for controlling the toolkit.

**backend\_busy()**

Check if the backend is currently busy.

**Returns**

**bool**

True if the backend is busy, False otherwise.

**check\_connection()**

Check the backend connection.

**Returns**

**bool**

True when successful, False when failed.

**closeEvent(event)**

Handle the close event of the application window.

**find\_process\_ids(version, non\_graphical)**

Find AEDT sessions based on the selected version and graphical mode.

**Parameters**

**version**

[`str`] AEDT version.

**non\_graphical**

[`bool`] Flag indicating graphical or non-graphical mode.

**Returns**

**list or False**

A list of found AEDT sessions if successful, False otherwise.

**get\_aedt\_data()**

Get a list of AEDT projects.

**Returns**

**list**

A list of AEDT project names. Returns [No Project] if no projects are available.

**get\_aedt\_model**(*project\_selected*, *design\_selected*, *air\_objects=True*, *encode=True*, *obj\_list=None*, *export\_path=None*, *export\_as\_single\_objects=True*)

Get AEDT model.

**Parameters****project\_selected**

[**str**] Project name.

**design\_selected**

[**str**] Design name.

**air\_objects**

[**bool**, optional] Define if air and vacuum objects will be exported.

**encode**

[**bool**, optional] Whether to encode the file. The default is True.

**obj\_list**

[**list**, optional] List of objects to export. The default is None, in which case every model object except 3D, vacuum, and air objects are exported.

**export\_path**

[**str**, optional] Full path of the exported OBJ file. The default is None, in which case the file is exported in the working directory.

**export\_as\_single\_objects**

[**bool**, optional] Whether to export the model as a single object. The default is True. If False, the model is exported as a list of objects for each object.

**Returns**

**bool**

True when successful, False when failed.

**static get\_project\_name**(*project\_path*)

Get project name from project path.

**Returns**

**str**

Project name

**get\_properties**()

Get properties from the backend.

**Returns**

**dict or False**

A dictionary of properties if successful, False otherwise.

**installed\_versions**()

Get the installed versions of AEDT.

**Returns**

**list or False**

A list of installed AEDT versions if successful, False otherwise.

**launch\_aedt**(*selected\_version, selected\_process, non\_graphical=False*)

Launch AEDT.

**Parameters****selected\_version**

[*str*] The selected AEDT version.

**selected\_process**

[*str*] The selected AEDT process.

**non\_graphical**

[*bool*, optional] Flag indicating whether to run AEDT in non-graphical mode. The default is False.

**log\_and\_update\_progress**(*msg, log\_level: str = 'debug', progress: int | None = None*)

Log a message and update the progress bar.

This method logs the given message at the specified log level, and updates the progress bar to the given progress percentage if provided.

**Parameters****msg**

[*str*] The log message.

**log\_level**

[*str*, optional] The log level (debug, info, warning, error, critical). The default is debug.

**progress**

[*int*, optional] The progress percentage. If provided, it updates the progress bar.

**on\_cancel\_clicked**()

Handle cancel button click.

**open\_project**(*selected\_project*)

Open an AEDT project.

**Parameters****selected\_project**

[*str*] The path to the selected AEDT project.

**static poll\_url**(*url: str, timeout: int = 10*)

Perform GET requests on URL.

Continuously perform GET requests to the specified URL until a valid response is received.

**Parameters****url**

[*str*] URL to poll.

**timeout**

[*int*, optional] Time out in seconds. The default is 10 seconds.

**Returns****tuple**

A 2-tuple containing a string and a boolean. The boolean states if the GET requests succeeded. The string represents the response or exception content.

**release\_and\_close()**

Release and close the AEDT desktop.

**release\_only()**

Release the AEDT desktop without closing projects.

**save\_project()**

Save the current AEDT project.

Opens a file dialog to select a location to save the AEDT project. The project is saved with a .aedt extension.

**Note:**

This method relies on backend communication to save the project.

**Returns**

**None**

**set\_properties(*data*)**

Set properties in the backend.

**Parameters****data**

[dict] Dictionary of properties to set.

**update\_design\_names(*active\_project=None*)**

Update design names based on the active project.

**Parameters****active\_project**

[str, optional] The active AEDT project. If not provided, the current active project will be used.

**Returns**

**list**

A list of design names.

**wait\_thread(*timeout: int = 10*)**

Wait thread until backend is idle.

**Parameters****timeout**

[int, optional] Time out in seconds. The default is 10 seconds.

**Returns**

**bool**

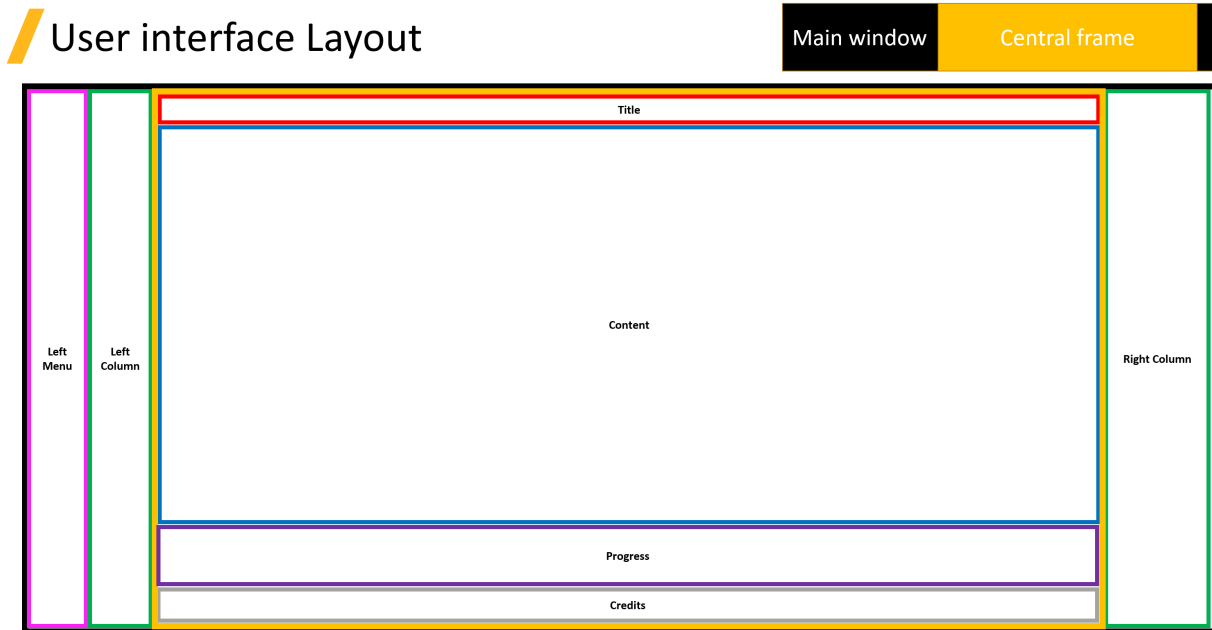
True when the backend is idle, False otherwise.

You can modify the default properties with the following script:

```
Import API
from ansys.aedt.toolkits.common.ui.models import general_settings

general_settings.high_resolution = False
```

This image shows the structure of the UI:



The UI is contained inside the main window. The main window contains some common widgets, such as the credits and title, that are initialized by default. You use the content widget to add new pages.

For initialization information, see the [UI example](#).



## EXAMPLES

End-to-end examples show how to use the three classes in the backend API of the PyAEDT Common Toolkit and its REST API.

### 4.1 The AEDTCommon class

These examples show how to use the AEDTCommon class of the backend API:

#### 4.1.1 AEDT simple example

This example shows how to use the AEDTCommon class to launch a new AEDT session in a thread, create an HFSS design, and create a coaxial.

##### Perform required imports

Perform the required imports.

```
[1]: import sys
 from ansys.aedt.toolkits.common.backend.api import AEDTCommon
```

##### Initialize toolkit

Initialize the toolkit.

```
[2]: toolkit = AEDTCommon()
```

##### Get toolkit properties

Get the toolkit properties.

```
[3]: properties_from_backend = toolkit.get_properties()
```

##### Set properties

Set non-graphical mode.

```
[4]: set_properties = {"non_graphical": True}
 flag_set_properties, msg_set_properties = toolkit.set_properties(set_properties)
```

```
INFO - Updating internal properties.
DEBUG - Updating 'non_graphical' with value True
DEBUG - Properties were updated successfully.
```



## Initialize AEDT

Launch a new AEDT session in a thread.

```
[5]: thread_msg = toolkit.launch_thread(toolkit.launch_aedt)

DEBUG - Starting thread: Toolkit_Thread
DEBUG - Toolkit is not connected to AEDT.
DEBUG - Launching AEDT.

PyAEDT INFO: Python version 3.10.11 (tags/v3.10.11:7d4cc5a, Apr 5 2023, 00:38:17) [MSC_
↪v.1929 64 bit (AMD64)]
PyAEDT INFO: PyAEDT version 0.11.3.
PyAEDT INFO: Initializing new Desktop session.
```

## Wait for the toolkit thread to be idle

Wait for the toolkit thread to be idle and ready to accept a new task.

```
[6]: idle = toolkit.wait_to_be_idle()
if not idle:
 print("AEDT not initialized.")
 sys.exit()

DEBUG - Toolkit is busy and processing a task.
DEBUG - Toolkit is busy and processing a task.
DEBUG - Toolkit is busy and processing a task.
DEBUG - Toolkit is busy and processing a task.
DEBUG - Toolkit is busy and processing a task.
DEBUG - Toolkit is idle and ready to accept a new task.
```

## Connect design

Connect or create a new design.

```
[7]: toolkit.connect_design("HFSS")

DEBUG - Toolkit is not connected to AEDT.
DEBUG - Connecting AEDT.

PyAEDT INFO: Python version 3.10.11 (tags/v3.10.11:7d4cc5a, Apr 5 2023, 00:38:17) [MSC_
↪v.1929 64 bit (AMD64)]
PyAEDT INFO: PyAEDT version 0.11.3.
PyAEDT INFO: Initializing new Desktop session.
PyAEDT WARNING: Argument `specified_version` is deprecated for method `__init__`; use_
↪`version` instead.
PyAEDT WARNING: Argument `new_desktop_session` is deprecated for method `__init__`; use_
↪`new_desktop` instead.
PyAEDT INFO: Log on console is enabled.
PyAEDT INFO: Log on file C:\Users\ansys\AppData\Local\Temp\pyaedt_ansys_ddle6e97-4330-
↪45e9-bf79-90a4bed1802c.log is enabled.
PyAEDT INFO: Log on AEDT is disabled.
PyAEDT INFO: Debug logger is disabled. PyAEDT methods will not be logged.
PyAEDT INFO: Launching PyAEDT with gRPC plugin.
PyAEDT INFO: Connecting to AEDT session on gRPC port 49394
PyAEDT INFO: AEDT installation Path C:\Program Files\AnsysEM\v242\Win64
```

```

DEBUG - Toolkit is connected to AEDT.

PyAEDT WARNING: Argument `designname` is deprecated for method `__init__`; use `design`
↳ instead.
PyAEDT WARNING: Argument `projectname` is deprecated for method `__init__`; use
↳ `project` instead.
PyAEDT WARNING: Argument `specified_version` is deprecated for method `__init__`; use
↳ `version` instead.
PyAEDT WARNING: Argument `new_desktop_session` is deprecated for method `__init__`; use
↳ `new_desktop` instead.
PyAEDT INFO: Python version 3.10.11 (tags/v3.10.11:7d4cc5a, Apr 5 2023, 00:38:17) [MSC
↳ v.1929 64 bit (AMD64)]
PyAEDT INFO: PyAEDT version 0.11.3.
PyAEDT INFO: Returning found Desktop session with PID 8996!
PyAEDT INFO: Project Project281 has been created.
PyAEDT INFO: Added design 'HFSS_YEB340' of type HFSS.
PyAEDT INFO: Aedt Objects correctly read
PyAEDT INFO: Project Project281 Saved correctly

DEBUG - Project name: Project281
INFO - Updating internal properties.
DEBUG - Updating 'project_list' with value ['C:/Users/ansys/Documents/Ansoft/Project281.
↳ aedt']
DEBUG - Updating 'active_design' with value HFSS_YEB340
DEBUG - Updating 'active_project' with value C:/Users/ansys/Documents/Ansoft/Project281.
↳ aedt
DEBUG - Updating 'design_list' with value {'Project281': ['HFSS_YEB340']}
DEBUG - Properties were updated successfully.
INFO - Toolkit is connected to AEDT design.

```

```
[7]: True
```

### Get toolkit properties

Get the toolkit properties, which contain the project information.

```
[8]: new_properties = toolkit.get_properties()
```

### Create a coaxial

Create a coaxial in the design.

```
[9]: coax = toolkit.aedtapp.modeler.create_coaxial([0, 0, 0], 1)
```

```

PyAEDT INFO: Modeler class has been initialized! Elapsed time: 0m 1sec
PyAEDT INFO: Materials class has been initialized! Elapsed time: 0m 0sec

```

### Release AEDT

Release AEDT.

```
[10]: toolkit.release_aedt(False, False)
```

```
PyAEDT INFO: Desktop has been released.
```

```
INFO - AEDT is released.
```

```
[10]: True
```

### Export AEDT model

Export the OBJ files.

```
[11]: files = toolkit.export_aedt_model()
```

```
DEBUG - Toolkit is not connected to AEDT.
```

```
DEBUG - Connecting AEDT.
```

```
PyAEDT INFO: Python version 3.10.11 (tags/v3.10.11:7d4cc5a, Apr 5 2023, 00:38:17) [MSC
↳v.1929 64 bit (AMD64)]
```

```
PyAEDT INFO: PyAEDT version 0.11.3.
```

```
PyAEDT INFO: Initializing new Desktop session.
```

```
PyAEDT WARNING: Argument `specified_version` is deprecated for method `__init__`; use
↳ `version` instead.
```

```
PyAEDT WARNING: Argument `new_desktop_session` is deprecated for method `__init__`; use
↳ `new_desktop` instead.
```

```
PyAEDT INFO: Log on console is enabled.
```

```
PyAEDT INFO: Log on file C:\Users\ansys\AppData\Local\Temp\pyaedt_ansys_dd1e6e97-4330-
↳45e9-bf79-90a4bed1802c.log is enabled.
```

```
PyAEDT INFO: Log on AEDT is disabled.
```

```
PyAEDT INFO: Debug logger is disabled. PyAEDT methods will not be logged.
```

```
PyAEDT INFO: Launching PyAEDT with gRPC plugin.
```

```
PyAEDT INFO: Connecting to AEDT session on gRPC port 49394
```

```
PyAEDT INFO: AEDT installation Path C:\Program Files\AnsysEM\v242\Win64
```

```
DEBUG - Toolkit is connected to AEDT.
```

```
PyAEDT INFO: Python version 3.10.11 (tags/v3.10.11:7d4cc5a, Apr 5 2023, 00:38:17) [MSC
↳v.1929 64 bit (AMD64)]
```

```
PyAEDT INFO: PyAEDT version 0.11.3.
```

```
PyAEDT INFO: Returning found Desktop session with PID 8996!
```

```
PyAEDT INFO: Project Project281 set to active.
```

```
PyAEDT INFO: Aedt Objects correctly read
```

```
INFO - Toolkit is connected to AEDT design.
```

```
PyAEDT INFO: Project Project281 Saved correctly
```

```
PyAEDT INFO: Parsing C:/Users/ansys/Documents/Ansoft/Project281.aedt.
```

```
PyAEDT INFO: File C:/Users/ansys/Documents/Ansoft/Project281.aedt correctly loaded.
↳ Elapsed time: 0m 0sec
```

```
PyAEDT INFO: aedt file load time 0.015687942504882812
```

```
PyAEDT INFO: Modeler class has been initialized! Elapsed time: 0m 0sec
```

```
PyAEDT INFO: PostProcessor class has been initialized! Elapsed time: 0m 0sec
```

```
PyAEDT INFO: Post class has been initialized! Elapsed time: 0m 0sec
```

```
PyAEDT INFO: Desktop has been released.
```

```
INFO - AEDT is released.
```

## Release and close AEDT

Release and close AEDT.

```
[12]: toolkit.release_aedt(True, True)
DEBUG - Toolkit is not connected to AEDT.
DEBUG - Connecting AEDT.

PyAEDT INFO: Python version 3.10.11 (tags/v3.10.11:7d4cc5a, Apr 5 2023, 00:38:17) [MSC_
↪v.1929 64 bit (AMD64)]
PyAEDT INFO: PyAEDT version 0.11.3.
PyAEDT INFO: Initializing new Desktop session.
PyAEDT WARNING: Argument `specified_version` is deprecated for method `__init__`; use_
↪`version` instead.
PyAEDT WARNING: Argument `new_desktop_session` is deprecated for method `__init__`; use_
↪`new_desktop` instead.
PyAEDT INFO: Log on console is enabled.
PyAEDT INFO: Log on file C:\Users\ansys\AppData\Local\Temp\pyaedt_ansys_dd1e6e97-4330-
↪45e9-bf79-90a4bed1802c.log is enabled.
PyAEDT INFO: Log on AEDT is disabled.
PyAEDT INFO: Debug logger is disabled. PyAEDT methods will not be logged.
PyAEDT INFO: Launching PyAEDT with gRPC plugin.
PyAEDT INFO: Connecting to AEDT session on gRPC port 49394
PyAEDT INFO: AEDT installation Path C:\Program Files\AnsysEM\v242\Win64

DEBUG - Toolkit is connected to AEDT.

PyAEDT INFO: Desktop has been released and closed.

INFO - AEDT is released.

[12]: True
```

### 4.1.2 AEDT open project example

This example shows how to use the AEDTCommon class to launch a new AEDT session in a thread and open an existing AEDT project.

#### Perform required imports

Perform the required imports.

```
[1]: import sys
import os
import shutil

[2]: from ansys.aedt.core import generate_unique_folder_name

[3]: from ansys.aedt.toolkits.common.utils import download_file
from ansys.aedt.toolkits.common.backend.api import AEDTCommon
```

#### Initialize temporary folder and project settings

Initialize a temporary folder to copy the input file into and specify project settings.

```
[4]: URL_BASE = "https://raw.githubusercontent.com/ansys/example-data/master/toolkits/common/"
AEDT_PROJECT = "Test.aedt"
URL = os.path.join(URL_BASE, AEDT_PROJECT)

temp_folder = os.path.join(generate_unique_folder_name())

local_project = os.path.join(temp_folder, AEDT_PROJECT)

download_file(URL, local_project)

[4]: 'C:\\Users\\ansys\\AppData\\Local\\Temp\\pyaedt_prj_9SA\\Test.aedt'
```

### Initialize toolkit

Initialize the toolkit.

```
[5]: toolkit = AEDTCommon()
```

### Initialize AEDT

Launch a new AEDT session in a thread.

```
[6]: thread_msg = toolkit.launch_thread(toolkit.launch_aedt)

DEBUG - Starting thread: Toolkit_Thread
DEBUG - Toolkit is not connected to AEDT.
DEBUG - Launching AEDT.

PyAEDT INFO: Python version 3.10.11 (tags/v3.10.11:7d4cc5a, Apr 5 2023, 00:38:17) [MSC_
↪v.1929 64 bit (AMD64)]
PyAEDT INFO: PyAEDT version 0.11.3.
```

### Wait for the toolkit thread to be idle

Wait for the toolkit thread to be idle and ready to accept a new task.

```
[7]: idle = toolkit.wait_to_be_idle()
if not idle:
 print("AEDT not initialized.")
 sys.exit()

DEBUG - Toolkit is busy and processing a task.
DEBUG - Toolkit is busy and processing a task.
DEBUG - Toolkit is busy and processing a task.
DEBUG - Toolkit is busy and processing a task.
DEBUG - Toolkit is busy and processing a task.
DEBUG - Toolkit is busy and processing a task.
DEBUG - Toolkit is idle and ready to accept a new task.
```

### Open project

Open the project.

```
[8]: open_msg = toolkit.open_project(local_project)

DEBUG - Toolkit is not connected to AEDT.
DEBUG - Connecting AEDT.
```

```

PyAEDT INFO: Python version 3.10.11 (tags/v3.10.11:7d4cc5a, Apr 5 2023, 00:38:17) [MSC
↳v.1929 64 bit (AMD64)]
PyAEDT INFO: PyAEDT version 0.11.3.
PyAEDT INFO: Initializing new Desktop session.
PyAEDT WARNING: Argument `specified_version` is deprecated for method `__init__`; use
↳`version` instead.
PyAEDT WARNING: Argument `new_desktop_session` is deprecated for method `__init__`; use
↳`new_desktop` instead.
PyAEDT INFO: Log on console is enabled.
PyAEDT INFO: Log on file C:\Users\ansys\AppData\Local\Temp\pyaedt_ansys_457aff00-9c8f-
↳4182-86be-a4b5d972e858.log is enabled.
PyAEDT INFO: Log on AEDT is disabled.
PyAEDT INFO: Debug logger is disabled. PyAEDT methods will not be logged.
PyAEDT INFO: Launching PyAEDT with gRPC plugin.
PyAEDT INFO: Connecting to AEDT session on gRPC port 49220
PyAEDT INFO: AEDT installation Path C:\Program Files\AnsysEM\v242\Win64

DEBUG - Toolkit is connected to AEDT.
DEBUG - Project C:\Users\ansys\AppData\Local\Temp\pyaedt_prj_9SA\Test.aedt is opened
DEBUG - Project name: Test
INFO - Updating internal properties.
DEBUG - Updating 'project_list' with value ['C:/Users/ansys/AppData/Local/Temp/pyaedt_
↳prj_9SA/Test.aedt']
DEBUG - Updating 'active_project' with value C:/Users/ansys/AppData/Local/Temp/pyaedt_
↳prj_9SA/Test.aedt
DEBUG - Updating 'design_list' with value {'Test': []}
DEBUG - Properties were updated successfully.

PyAEDT INFO: Desktop has been released.

INFO - AEDT is released.

```

## Get toolkit properties

Get the toolkit properties, which contain the project information.

```
[9]: new_properties = toolkit.get_properties()
```

## Connect design

Connect or create a new design.

```
[10]: toolkit.connect_design()
```

```

DEBUG - Toolkit is not connected to AEDT.
DEBUG - Connecting AEDT.

PyAEDT INFO: Python version 3.10.11 (tags/v3.10.11:7d4cc5a, Apr 5 2023, 00:38:17) [MSC
↳v.1929 64 bit (AMD64)]
PyAEDT INFO: PyAEDT version 0.11.3.
PyAEDT INFO: Initializing new Desktop session.
PyAEDT WARNING: Argument `specified_version` is deprecated for method `__init__`; use
↳`version` instead.
PyAEDT WARNING: Argument `new_desktop_session` is deprecated for method `__init__`; use
↳`new_desktop` instead.

```

(continues on next page)

(continued from previous page)

```

PyAEDT INFO: Log on console is enabled.
PyAEDT INFO: Log on file C:\Users\ansys\AppData\Local\Temp\pyaedt_ansys_457aff00-9c8f-
↪4182-86be-a4b5d972e858.log is enabled.
PyAEDT INFO: Log on AEDT is disabled.
PyAEDT INFO: Debug logger is disabled. PyAEDT methods will not be logged.
PyAEDT INFO: Launching PyAEDT with gRPC plugin.
PyAEDT INFO: Connecting to AEDT session on gRPC port 49220
PyAEDT INFO: AEDT installation Path C:\Program Files\AnsysEM\v242\Win64

DEBUG - Toolkit is connected to AEDT.

PyAEDT WARNING: Argument `designname` is deprecated for method `__init__`; use `design`
↪instead.
PyAEDT WARNING: Argument `projectname` is deprecated for method `__init__`; use
↪`project` instead.
PyAEDT WARNING: Argument `specified_version` is deprecated for method `__init__`; use
↪`version` instead.
PyAEDT WARNING: Argument `new_desktop_session` is deprecated for method `__init__`; use
↪`new_desktop` instead.
PyAEDT INFO: Parsing C:/Users/ansys/AppData/Local/Temp/pyaedt_prj_9SA/Test.aedt.
PyAEDT INFO: Python version 3.10.11 (tags/v3.10.11:7d4cc5a, Apr 5 2023, 00:38:17) [MSC
↪v.1929 64 bit (AMD64)]
PyAEDT INFO: PyAEDT version 0.11.3.
PyAEDT INFO: Returning found Desktop session with PID 6540!
PyAEDT INFO: File C:/Users/ansys/AppData/Local/Temp/pyaedt_prj_9SA/Test.aedt correctly
↪loaded. Elapsed time: 0m 0sec
PyAEDT INFO: Project Test set to active.
PyAEDT INFO: Added design 'HFSS_HM6EGS' of type HFSS.
PyAEDT INFO: Aedt Objects correctly read
PyAEDT INFO: Project Test Saved correctly

DEBUG - Project name: Test
INFO - Updating internal properties.
DEBUG - Updating 'project_list' with value ['C:/Users/ansys/AppData/Local/Temp/pyaedt_
↪prj_9SA/Test.aedt']
DEBUG - Updating 'active_design' with value HFSS_HM6EGS
DEBUG - Updating 'active_project' with value C:/Users/ansys/AppData/Local/Temp/pyaedt_
↪prj_9SA/Test.aedt
DEBUG - Updating 'design_list' with value {'Test': ['HFSS_HM6EGS']}
DEBUG - Properties were updated successfully.
INFO - Toolkit is connected to AEDT design.

```

[10]: True

### Create a box

Create a box in the design.

```

[11]: toolkit.logger.info("Create Box")
box = toolkit.aedtapp.modeler.create_box([10, 10, 10], [20, 20, 20])
model = box.plot(show=False)
model.show_grid = False
model.plot(os.path.join(toolkit.aedtapp.working_directory, "Image.jpg"))

```

## INFO - Create Box

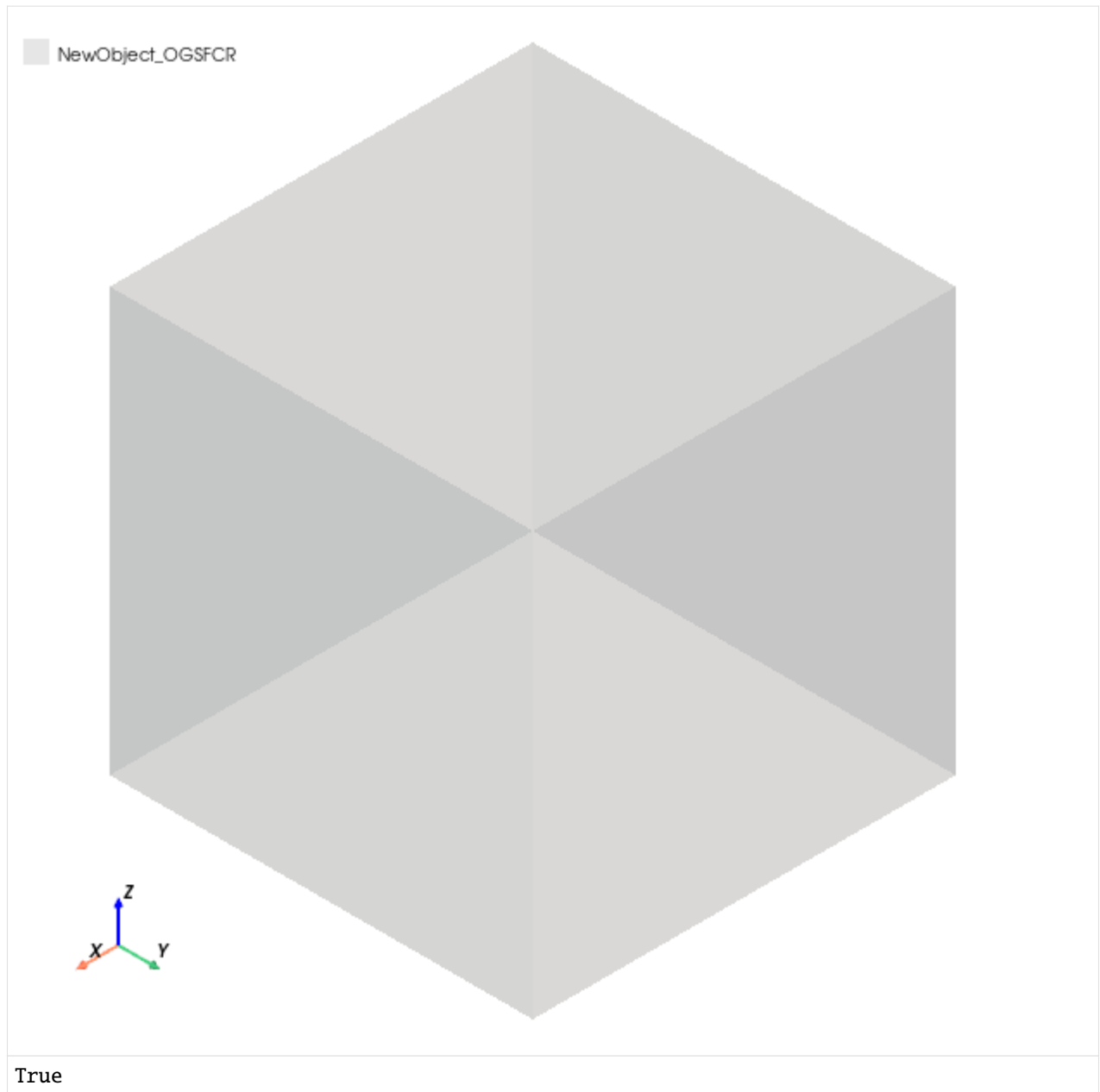
```
PyAEDT INFO: Modeler class has been initialized! Elapsed time: 0m 1sec
PyAEDT INFO: Materials class has been initialized! Elapsed time: 0m 0sec
PyAEDT INFO: Parsing C:/Users/ansys/AppData/Local/Temp/pyaedt_prj_9SA/Test.aedt.
PyAEDT INFO: File C:/Users/ansys/AppData/Local/Temp/pyaedt_prj_9SA/Test.aedt correctly
↳loaded. Elapsed time: 0m 0sec
PyAEDT INFO: aedt file load time 0.0
PyAEDT INFO: PostProcessor class has been initialized! Elapsed time: 0m 0sec
PyAEDT INFO: Post class has been initialized! Elapsed time: 0m 0sec
```

```
C:\Users\Public\actions-runner_work\pyaedt-toolkits-common\pyaedt-toolkits-common\.venv\
↳lib\site-packages\pyvista\jupyter\notebook.py:37: UserWarning: Failed to use notebook
↳backend:
```

```
No module named 'trame'
```

```
Falling back to a static output.
warnings.warn(
```





[11]: True

### Save and release AEDT

Save and release AEDT.

```
[12]: toolkit.release_aedt(True, True)
```

```
PyAEDT INFO: Desktop has been released and closed.
```

```
INFO - AEDT is released.
```

[12]: True

### Remove temporary folder

Remove the temporary folder.

```
[13]: shutil.rmtree(temp_folder, ignore_errors=True)
```

## 4.1.3 AEDT connect session example

This example shows how to use the Common AEDT API to connect to an existing AEDT session, create a HFSS design and create a waveguide.

### Perform required imports

Perform the required imports.

```
[1]: import os
import sys
from ansys.aedt.toolkits.common.backend.api import AEDTCommon
import ansys.aedt.core
```

### Initialize toolkit

Initialize the toolkit.

```
[2]: toolkit = AEDTCommon()
```

### Get toolkit properties

Get the toolkit properties, which contain the project information.

```
[3]: properties_from_backend = toolkit.get_properties()
```

```
[4]: # ## Initialize AEDT
#
Initialize AEDT using PyAEDT and then release it.
ansys.aedt.core.settings.enable_logger = False
app = ansys.aedt.core.Desktop(specified_version=properties_from_backend["aedt_version"],
 non_graphical=properties_from_backend["non_graphical"])
app.release_desktop(close_projects=False, close_on_exit=False)
```

```
[4]: True
```

### Get AEDT sessions

Get AEDT sessions and select the first one.

```
[5]: sessions = toolkit.aedt_sessions()
first_key, first_value = next(iter(sessions.items()))
if first_value == -1:
 use_grpc = False
 selected_process = first_key
else:
 use_grpc = True
 selected_process = first_value
```

```
DEBUG - Active AEDT sessions: {4252: 65424}.
```

### Set properties

Specify the AEDT session selection.

```
[6]: new_properties = {"selected_process": selected_process, "use_grpc": use_grpc}
flag, msg = toolkit.set_properties(new_properties)
```

```
INFO - Updating internal properties.
DEBUG - Updating 'selected_process' with value 65424
DEBUG - Updating 'use_grpc' with value True
DEBUG - Properties were updated successfully.
```

### Initialize AEDT

Launch a new AEDT session in a thread.

```
[7]: thread_msg = toolkit.launch_thread(toolkit.launch_aedt)
```

```
DEBUG - Starting thread: Toolkit_Thread
DEBUG - Toolkit is not connected to AEDT.
DEBUG - Launching AEDT.
```

```
PyAEDT INFO: Python version 3.10.11 (tags/v3.10.11:7d4cc5a, Apr 5 2023, 00:38:17) [MSC_
↳v.1929 64 bit (AMD64)]
PyAEDT INFO: PyAEDT version 0.11.3.
PyAEDT INFO: Initializing new Desktop session.
```

### Wait for the toolkit thread to be idle

Wait for the toolkit thread to be idle and ready to accept a new task.

```
[8]: idle = toolkit.wait_to_be_idle()
if not idle:
 print("AEDT not initialized.")
 sys.exit()
```

```
DEBUG - Toolkit is idle and ready to accept a new task.
```

### Connect design

Connect or create a new design.

```
[9]: toolkit.connect_design("HFSS")
```

```
DEBUG - Toolkit is not connected to AEDT.
DEBUG - Connecting AEDT.
```

```
PyAEDT INFO: Python version 3.10.11 (tags/v3.10.11:7d4cc5a, Apr 5 2023, 00:38:17) [MSC_
↳v.1929 64 bit (AMD64)]
PyAEDT INFO: PyAEDT version 0.11.3.
PyAEDT INFO: Initializing new Desktop session.
PyAEDT WARNING: Argument `specified_version` is deprecated for method `__init__`; use_
↳`version` instead.
```

(continues on next page)

(continued from previous page)

```

PyAEDT WARNING: Argument `new_desktop_session` is deprecated for method `__init__`; use
↳ `new_desktop` instead.
PyAEDT INFO: Log on console is enabled.
PyAEDT INFO: Log on file C:\Users\ansys\AppData\Local\Temp\pyaedt_ansys_74c7f8bf-f100-
↳ 4848-a328-24ea3da570aa.log is enabled.
PyAEDT INFO: Log on AEDT is disabled.
PyAEDT INFO: Debug logger is disabled. PyAEDT methods will not be logged.
PyAEDT INFO: Launching PyAEDT with gRPC plugin.
PyAEDT INFO: Connecting to AEDT session on gRPC port 65424
PyAEDT INFO: AEDT installation Path C:\Program Files\AnsysEM\v242\Win64

```

```

DEBUG - Toolkit is connected to AEDT.

```

```

PyAEDT WARNING: Argument `designname` is deprecated for method `__init__`; use `design`
↳ instead.
PyAEDT WARNING: Argument `projectname` is deprecated for method `__init__`; use
↳ `project` instead.
PyAEDT WARNING: Argument `specified_version` is deprecated for method `__init__`; use
↳ `version` instead.
PyAEDT WARNING: Argument `new_desktop_session` is deprecated for method `__init__`; use
↳ `new_desktop` instead.
PyAEDT INFO: Python version 3.10.11 (tags/v3.10.11:7d4cc5a, Apr 5 2023, 00:38:17) [MSC
↳ v.1929 64 bit (AMD64)]
PyAEDT INFO: PyAEDT version 0.11.3.
PyAEDT INFO: Returning found Desktop session with PID 4252!
PyAEDT INFO: Project Project280 has been created.
PyAEDT INFO: Added design 'HFSS_EDM0SM' of type HFSS.
PyAEDT INFO: Aedt Objects correctly read
PyAEDT INFO: Project Project280 Saved correctly

```

```

DEBUG - Project name: Project280
INFO - Updating internal properties.
DEBUG - Updating 'project_list' with value ['C:/Users/ansys/Documents/Ansoft/Project280.
↳ aedt']
DEBUG - Updating 'active_design' with value HFSS_EDM0SM
DEBUG - Updating 'active_project' with value C:/Users/ansys/Documents/Ansoft/Project280.
↳ aedt
DEBUG - Updating 'design_list' with value {'Project280': ['HFSS_EDM0SM']}
DEBUG - Properties were updated successfully.
INFO - Toolkit is connected to AEDT design.

```

```

[9]: True

```

### Get toolkit properties

Get the toolkit properties, which contain the project information.

```

[10]: new_properties = toolkit.get_properties()

```

### Create a waveguide

Create a waveguide in the design.


```
[11]: wg = toolkit.aedtapp.modeler.create_waveguide([0, 0, 0], 1)
model = toolkit.aedtapp.plot(show=False)
model.show_grid = False
model.plot(os.path.join(toolkit.aedtapp.working_directory, "Image.jpg"))

PyAEDT INFO: Modeler class has been initialized! Elapsed time: 0m 4sec
PyAEDT INFO: Materials class has been initialized! Elapsed time: 0m 0sec
PyAEDT INFO: Parsing design objects. This operation can take time
PyAEDT INFO: Parsing C:/Users/ansys/Documents/Ansoft/Project280.aedt.
PyAEDT INFO: File C:/Users/ansys/Documents/Ansoft/Project280.aedt correctly loaded.
↳ Elapsed time: 0m 0sec
PyAEDT INFO: aedt file load time 0.015661001205444336
PyAEDT INFO: 3D Modeler objects parsed. Elapsed time: 0m 0sec
PyAEDT INFO: PostProcessor class has been initialized! Elapsed time: 0m 0sec
PyAEDT INFO: Post class has been initialized! Elapsed time: 0m 0sec

C:\Users\Public\actions-runner_work\pyaedt-toolkits-common\pyaedt-toolkits-common\.venv\
↳ lib\site-packages\pyvista\jupyter\notebook.py:37: UserWarning: Failed to use notebook.
↳ backend:

No module named 'trame'

Falling back to a static output.
warnings.warn(
```



[11]: True

#### Save and release AEDT

Save and release AEDT.

```
[12]: toolkit.release_aedt(True, True)
```

```
PyAEDT INFO: Desktop has been released and closed.
```

```
INFO - AEDT is released.
```

[12]: True

## 4.2 The EDBCommon class

These examples show how to use the EDBCommon class of the backend API:

### 4.2.1 EDB simple example

This example shows how to use the EDBCommon class to open an existing EDB project.

#### Perform required imports

Perform the required imports.

```
[1]: import os
import shutil
```

```
[2]: from ansys.aedt.core import generate_unique_folder_name
```

```
[3]: from ansys.aedt.toolkits.common.utils import download_file
from ansys.aedt.toolkits.common.backend.api import EDBCommon
```

#### Initialize temporary folder and project settings

Initialize a temporary folder to copy the input file into and specify project settings.

```
[4]: URL_BASE = "https://raw.githubusercontent.com/ansys/example-data/master/toolkits/common/"
EDB_PROJECT = "edb_edge_ports.aedb/edb.def"
URL = os.path.join(URL_BASE, EDB_PROJECT)

temp_folder = os.path.join(generate_unique_folder_name())

edb_path = os.path.join(temp_folder, "edb_example.aedb")
os.makedirs(edb_path, exist_ok=True)
local_project = os.path.join(edb_path, "edb.def")

download_file(URL, local_project)

[4]: 'C:\\Users\\ansys\\AppData\\Local\\Temp\\pyaedt_prj_Z7X\\edb_example.aedb\\edb.def'
```

#### Initialize toolkit

Initialize the toolkit.

```
[5]: toolkit = EDBCommon()
```

#### Initialize EDB project

Open the EDB project.

```
[6]: load_edb_msg = toolkit.load_edb(edb_path)

PyAEDT INFO: Logger is initialized in EDB.
PyAEDT INFO: legacy v0.31.0
PyAEDT INFO: Python version 3.10.11 (tags/v3.10.11:7d4cc5a, Apr 5 2023, 00:38:17) [MSC_
↪v.1929 64 bit (AMD64)]
```

(continues on next page)

(continued from previous page)

```
PyAEDT INFO: Database edb_example.aedb Opened in 2024.2
PyAEDT INFO: Cell EMDesign1 Opened
PyAEDT INFO: Builder was initialized.
PyAEDT INFO: EDB initialized.
```

```
DEBUG - Project C:\Users\ansys\AppData\Local\Temp\pyaedt_prj_Z7X\edb_example.aedb is_
↳ opened
```

### Get toolkit properties

Get toolkit properties, which contain the project information.

```
[7]: new_properties = toolkit.get_properties()
edb_project = new_properties["active_project"]
```

### Save project

Copy the current project in a new file.

```
[8]: directory, old_file_name = os.path.split(edb_project)
new_path = os.path.join(directory, "new_edb.aedb")
toolkit.save_edb(new_path)
```

```
INFO - Project C:\Users\ansys\AppData\Local\Temp\pyaedt_prj_Z7X\new_edb.aedb saved
```

```
[8]: True
```

### Get cell names

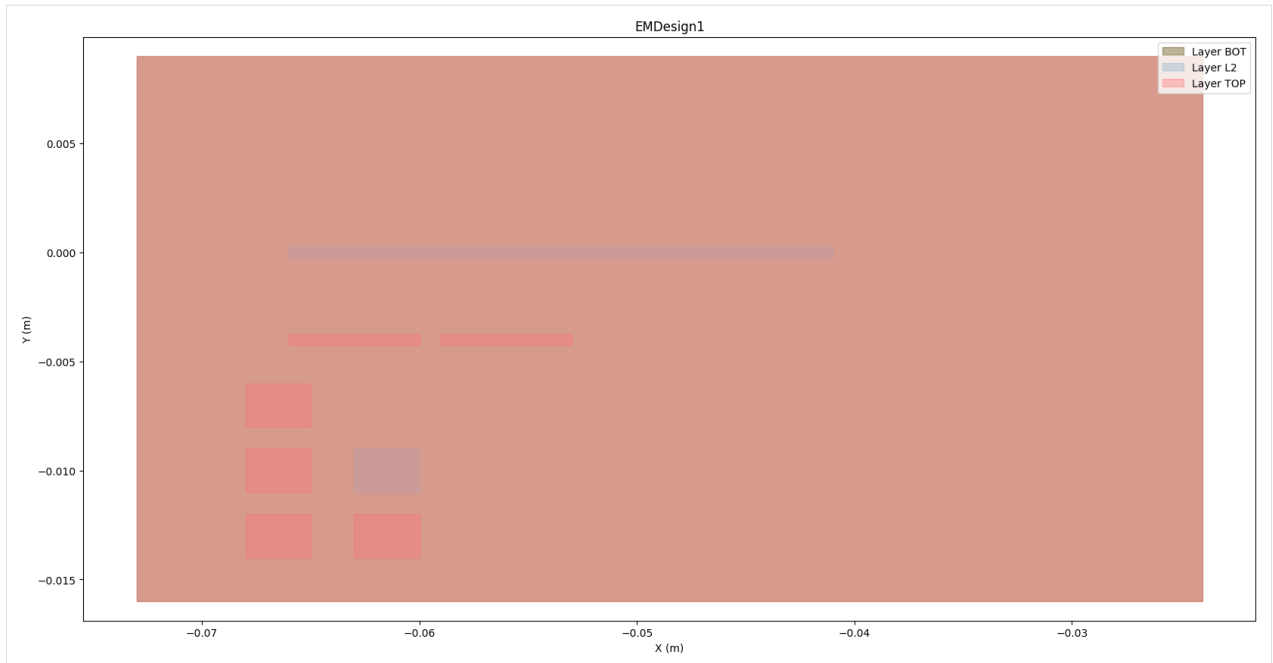
Get cell names using PyEDB.

```
[9]: toolkit.logger.info("Play with EDB")
cell_names = toolkit.edb.cell_names
toolkit.edb.nets.plot()
```

```
INFO - Play with EDB
```

```
PyAEDT INFO: Nets Point Generation time 0.047 seconds
```





```
[9]: <module 'matplotlib.pyplot' from 'C:\\Users\\Public\\actions-runner_work\\pyaedt-
 ↪ toolkits-common\\pyaedt-toolkits-common\\.venv\\lib\\site-packages\\matplotlib\\pyplot.
 ↪ py'>
```

### Save and release EDB

Save and release EDB.

```
[10]: toolkit.close_edb()
PyAEDT INFO: EDB file release time: 0.00ms
INFO - EDB is closed.
```

```
[10]: True
```

### Remove temporary folder

Remove the temporary folder.

```
[11]: shutil.rmtree(temp_folder, ignore_errors=True)
```

## 4.3 The Common class

These examples show how to use the Common class of the backend API:

### 4.3.1 Properties example

This example shows how to use the Common class, which contains properties models. These properties provide for sharing information through all the workflow.

### Add new properties

Before importing the common module, you can add new properties. First create a file that contains the new properties type, `Models`. Then add a `TOML` file that sets the needed default values. Finally, import the properties.

```
[1]: from models import properties
```

### Perform required imports

Perform the required imports.

```
[2]: import sys
from ansys.aedt.toolkits.common.backend.api import Common
```

### Initialize toolkit

Initialize the toolkit with the new properties.

```
[3]: toolkit = Common(properties)
```

### Get properties

Get the properties.

```
[4]: toolkit.get_properties()
```

```
[4]: {'aedt_version': '2024.2',
 'non_graphical': False,
 'active_project': '',
 'active_design': '',
 'project_list': [],
 'design_list': {},
 'selected_process': 0,
 'use_grpc': True,
 'is_toolkit_busy': False,
 'url': '127.0.0.1',
 'port': 5001,
 'debug': True,
 'toolkit_name': 'example',
 'log_file': 'example_backend.log',
 'example': {'invented_property': [10], 'test': 'hola'}}
```

### Set property

Use `set_properties` to set the new property.

```
[5]: set_properties = {"invented_property": [1, 2, 3]}
toolkit.set_properties(set_properties)
toolkit.get_properties()
```

```
INFO - Updating internal properties.
DEBUG - Updating 'invented_property' with value [1, 2, 3]
DEBUG - Properties were updated successfully.
```

```
[5]: {'aedt_version': '2024.2',
 'non_graphical': False,
 'active_project': '',
 'active_design': '',
 'project_list': [],
 'design_list': {},
 'selected_process': 0,
 'use_grpc': True,
 'is_toolkit_busy': False,
 'url': '127.0.0.1',
 'port': 5001,
 'debug': True,
 'toolkit_name': 'example',
 'log_file': 'example_backend.log',
 'example': {'invented_property': [1, 2, 3], 'test': 'hola'}}
```

### Set property directly

Set the property directly.

```
[6]: properties.invented_property = [10, 20, 30]
 toolkit.get_properties()
```

```

ValidationError Traceback (most recent call last)
Cell In[6], line 1
----> 1 properties.invented_property = [10, 20, 30]
 2 toolkit.get_properties()

File C:\Users\Public\actions-runner_work\pyaedt-toolkits-common\pyaedt-toolkits-common\.
↳venv\lib\site-packages\pydantic\main.py:881, in BaseModel.__setattr__(self, name,
↳value)
 879 attr.__set__(self, value)
 880 elif self.model_config.get('validate_assignment', None):
--> 881 self.__pydantic_validator__.validate_assignment(self, name, value)
 882 elif self.model_config.get('extra') != 'allow' and name not in self.model_fields:
 883 # TODO - matching error
 884 raise ValueError(f'"{self.__class__.__name__}" object has no field "{name}"')
```

```
ValidationError: 1 validation error for Properties
invented_property
 Object has no attribute 'invented_property' [type=no_such_attribute, input_value=[10,
↳20, 30], input_type=list]
 For further information visit https://errors.pydantic.dev/2.9/v/no_such_attribute
```

### Set wrong property

Set the wrong property. It is not possible to change the property type.

```
[7]: set_properties = {"invented_property": 1}
 toolkit.set_properties(set_properties)

INFO - Updating internal properties.
DEBUG - Updating 'invented_property' with value 1
```

(continues on next page)

(continued from previous page)

```
DEBUG - Properties were updated successfully.
```

```
[7]: (True, 'Properties were updated successfully.')
```

## 4.4 REST API

For an example of using the REST API for the PyAEDT Common Toolkit, see the [rest\\_api\\_aedt\\_example.py](#) file in the repository.



## CONTRIBUTE

Overall guidance on contributing to a PyAnsys repository appears in [Contributing](#) in the *PyAnsys Developers Guide*. Ensure that you are thoroughly familiar with this guide before attempting to contribute to PyAEDT or its toolkits.

The following contribution information is specific to this library.

### 5.1 Clone the repository

To clone and install the latest version of the PyAEDT Common Toolkit in development mode, run these commands:

```
git clone https://github.com/ansys/pyaedt-toolkits-common.git
cd pyaedt-toolkits-common
python -m pip install --upgrade pip
pip install -e .[all]
```

### 5.2 Post issues

Use the [PyAEDT Common Toolkit Issues](#) page to create issues to report bugs and request new features.

### 5.3 View documentation

Documentation for the latest stable release is hosted at [PyAEDT Common Toolkit documentation](#).

In the upper right corner of the documentations title bar, there is an option for switching from viewing the documentation for the latest stable release to viewing the documentation for the development version or previously released versions.

### 5.4 Adhere to code style

The Common Toolkit is compliant with [PyAnsys code style](#). It uses the tool [pre-commit](#) to select the code style.

You can install and activate this tool with these commands:

```
pip install pre-commit
pre-commit run --all-files
```

You can also install this as a pre-commit hook with this command:

```
pre-commit install
```

This way, its not possible for you to push code that fails the style checks:

```
$ pre-commit install
$ git commit -am "Add my cool feature."
black.....Passed
isort (python).....Passed
flake8.....Passed
codespell.....Passed
fix requirements.txt.....Passed
blacken-docs.....Passed
```

### 5.4.1 Maximum line length

Best practice is to keep the line length at or below 120 characters for code and comments. Lines longer than this might not display properly on some terminals and tools or might be difficult to follow.

## WHAT IS THIS LIBRARY?

This library is a common library for AEDT toolkits. It brings numerous advantages like enhancing efficiency, consistency, and collaboration in the creation and development of AEDT toolkits.

This library provides methods and best practices to develop AEDT toolkits. These are the main advantages of using this library:

### 6.1 Standardization

A common toolkit framework establishes standardized guidelines, conventions, and practices for toolkit development. This ensures that all developers follow a consistent structure, making it easier for them to understand and contribute to different toolkits.

### 6.2 Interoperability

With a common framework, different AEDT toolkits become more interoperable. Developers can create tools that seamlessly integrate with existing toolkits, promoting a modular and extensible ecosystem. This interoperability is crucial for users who may need functionalities from multiple toolkits in their workflows.

### 6.3 Reuse code

A common toolkit framework encourages the reuse of code components across different toolkits. Developers can leverage existing modules, functions, and libraries, saving time and effort in creating similar functionalities from scratch. This promotes a more efficient development process and reduces redundancy.

### 6.4 Maintain

Standardized frameworks make it easier to maintain and update AEDT toolkits. When changes or improvements are required, developers can follow a unified set of procedures, ensuring that updates are applied consistently across all toolkits. This helps in avoiding compatibility issues and streamlining the maintenance process.

### 6.5 Collaboration

A common toolkit framework fosters collaboration among developers by providing a shared set of tools and practices. It becomes easier for multiple developers to work on different aspects of the toolkit simultaneously, as they all adhere to the same framework. This collaborative environment can lead to faster development cycles and a more robust set of tools.



## 6.6 Documentation and training

A standardized framework comes with consistent documentation and training resources. This makes it easier for developers to understand the structure of the toolkit, its functionalities, and best practices.

## 6.7 Quality assurance

A common toolkit framework enables better quality assurance processes. Standardized testing methodologies and practices can be implemented, ensuring that each toolkit adheres to the same quality standards. This results in more reliable and stable toolkits for end-users.

## INDICES AND TABLES

- genindex
- modindex
- search